

# TABLE OF CONTENTS

## PAGE

### Appendices

Budget Calendar.....	K-1
Budget Policies.....	K-5
Basis of Accounting.....	K-9
Fund Accounting/ Types/ Relationships.....	K-11
Bonded Debt Comparison.....	K-13
Forward Pinellas Budget.....	K-15
Community Profile.....	K-17
Trust & Agency Report.....	K-29
User Fees.....	K-33
Countywide Grants at a Glance Report.....	K-97
Glossary.....	K-109
Location Map.....	K-115

# **FY22 BUDGET TIMETABLE (7/7/21- see next chart for listing of revisions made to original timetable)**

Date 2021	Day	Time	Meeting	Activity
Jan 7	Thu	9:30 a.m.	BCC W/S	BCC Work Session/Agenda Briefing
Jan 8	Fri	9:00 a.m.		FY22 Budget Kickoff Meeting. Budget Guidelines published.
Jan 12	Tue	9:30 a.m.	BCC Mtg	BCC Regular Meeting
Jan 21	Thu	9:30 a.m.	BCC W/S offsite	BCC Work Session - Strategic Planning Session
Jan 26	Tue	2:00 PM	BCC Mtg	BCC Regular Meeting. 6:00 p.m. Public Hearing
Feb 4	Thu	9:30 a.m.	BCC W/S	BCC Work Session/Agenda Briefing
Feb 9	Tue	9:30 a.m.	BCC Mtg	BCC Regular Meeting
Feb 18	Thu	9:30 a.m.	BCC W/S	BCC Work Session/Agenda Briefing. Forecast Presentation.
Feb 18	Thu	1:00 p.m.	BCC Mtg	Proposed Joint BCC/Federal Delegation Meeting
Feb 23	Tue	2:00 p.m.	BCC Mtg	BCC Regular Meeting. 6:00 p.m. Public Hearing
Mar 4	Thu	9:30 a.m.	BCC W/S	BCC Work Session/Agenda Briefing
Mar 9	Tue	2:00 p.m.	BCC Mtg	BCC Regular Meeting. 6:00 p.m. Public Hearings
Mar 12	Fri			FY22 Budget Submissions due to OMB (except Constitutional Officers)
Mar 12	Fri			FY22-27 CIP Budget Submissions due to OMB
Apr 8	Thu	9:30 a.m.	BCC W/S	BCC Work Session/Agenda Briefing
Apr 13	Tue	9:30 a.m.	BCC Mtg	BCC Regular Meeting
Apr 22	Thu	9:30 a.m.	BCC W/S	Budget Information Sessions with BCC Departments and Agencies. See Attachment 1 for Detailed Schedule. BCC Work Session/Agenda Briefing
Apr 27	Tue	2:00 p.m.	BCC Mtg	BCC Regular Meeting. 6:00 p.m. Public Hearings
<b>May 1</b>	<b>Sat</b>			<b>Budget Submissions for Constitutional Officers due to OMB</b>
May 6	Thu	9:30 a.m.	BCC W/S	BCC Work Session/Agenda Briefing
May 11	Tue	2:00 p.m.	BCC Mtg	BCC Regular Meeting
May 19	Wed	9:30 a.m.	BCC BIS	Budget Information Sessions with BCC Departments and Agencies. See Attachment 1 for Detailed Schedule.
May 20	Thu	9:30 a.m.	BCC BIS	Budget Information Sessions with BCC Departments and Agencies. See Attachment 1 for Detailed Schedule.
May 21	Fri	9:30 a.m.	BCC BIS	Budget Information Sessions with BCC Departments and Agencies. See Attachment 1 for Detailed Schedule.
May 25	Tue	2:00 p.m.	BCC Mtg	BCC Regular Meeting. 6:00 p.m. Public Hearings
<b>Jun 1</b>	<b>Tue</b>			<b>Property Appraiser Provides the Estimates of Taxable Values</b>
Jun 3	Thu	9:30 a.m.	BCC W/S	BCC Work Session/Agenda Briefing.
Jun 8	Tue	9:30 a.m.	BCC Mtg	BCC Regular Meeting.
Jun 16	Wed	9:30 a.m.	BCC BIS	Budget Information Sessions with BCC Departments and Agencies. See Attachment 1 for Detailed Schedule.
Jun 17	Thu	9:30 a.m.	BCC BIS	Budget Information Sessions with BCC Departments and Agencies. See Attachment 1 for Detailed Schedule.
Jun 18	Fri	9:30 a.m.	BCC BIS	Budget Information Sessions with BCC Departments and Agencies. See Attachment 1 for Detailed Schedule.
Jun 22	Tue	2:00 p.m.	BCC Mtg	BCC Regular Meeting. 6:00 p.m. Public Hearings
<b>Jul 1</b>	<b>Thu</b>			<b>Property Appraiser Certifies Preliminary Tax Roll</b>
Jul 8	Thu	9:30 a.m.	BCC W/S	BCC Work Session/Agenda Briefing.
Jul 13	Tue	2:00 p.m.	BCC Mtg	BCC Regular Meeting - County Administrator presents FY22 Proposed Budget; 6:00 p.m. Public Hearings
<b>Aug 3</b>	<b>Tue</b>			<b>Property Appraiser is notified of proposed millage rates for development of TRIM notices</b>
Aug 3	Tue	9:30 a.m.	BCC BIS	Budget Information Session. Agenda Breafing. Feedback regarding FY22 Proposed Budget.
Aug 10	Tue	9:30 a.m.	BCC Mtg	BCC Regular Meeting
Aug 19	Thu	9:30 a.m.	BCC W/S	BCC Work Session/Agenda Briefing.
<b>Aug 23</b>	<b>Mon</b>			<b>TRIM notices mailed to all property owners</b>
Aug 24	Tue	2:00 p.m.	BCC Mtg	BCC Regular Meeting. 6:00 p.m. Public Hearings
Sep 2	Thu	9:30 a.m.	BCC W/S	BCC Work Session/Agenda Briefing
<b>Sep 7</b>	<b>Tue</b>			<b>Tentative FY22 Budget posted to County website</b>
<b>Sep 9</b>	<b>Thu</b>	<b>2:00 p.m.</b>	<b>BCC PH</b>	<b>BCC Regular Meeting. 6:00 p.m. Public Hearings - 1st Public Hearing – BCC adopts tentative FY22 millage rates and budgets</b>
Sep 16	Thu	9:30 a.m.	BCC W/S	BCC Work Session/Agenda Briefing
<b>Sep 19</b>	<b>Sun</b>			<b>Advertisement of Budget Public Hearing Notice and Budget Summary in newspaper</b>
<b>Sep 21</b>	<b>Tue</b>	<b>2:00 p.m.</b>	<b>BCC PH</b>	<b>BCC Regular Meeting. 6:00 p.m. Public Hearings - 2nd Public Hearing – BCC adopts final FY22 millage rates and budgets</b>
<b>Sep 24</b>	<b>Fri</b>			<b>Distribute Adopted Resolutions to Property Appraiser, Tax Collector, State Department of Revenue</b>

**FY22 BUDGET TIMETABLE (7/7/21- see next chart for listing of revisions made to original timetable)**

Oct 1	Fri			FY22 Begins
Oct 4	Mon			<b>Final Taxable Value (DR-422) Received from Property Appraiser prior to Extension of Rolls</b>
Oct 7	Thu	9:30 a.m.	BCC W/S	BCC Work Session/Agenda Briefing
Oct 7	Thu			<b>Return Form DR-422 to Property Appraiser within 3 days of receipt</b>
Oct 12	Tue	9:30 a.m.	BCC Mtg	BCC Regular Meeting
Oct 15	Fri			<b>Office of Economic and Demographic Research data submission</b>
Oct 20	Wed			<b>Final Budget Posted to County's Official Website; Certify Compliance with Sections 200.065 and 200.068, Florida Statutes, to Department of Revenue</b>

**SCHEDULE OF REVISIONS TO ORIGINAL FY22 BUDGET TIMETABLE (distributed on 1/8/21)**

Change	Date	Day	Time	Activity
<b>1/29/2021</b>				
N	Apr 22	Thu	9:30 a.m.	<b>Budget Information Sessions with BCC Departments and Agencies. See Attachment 1 for Detailed Schedule. BCC Work Session/Agenda Briefing</b>
<b>3/12/2021</b>				
R	Revisions of Budget Information Sessions Schedule. Sequence of agencies is established. Please see Attachment 1.			
<b>4/1/2021</b>				
R	Revisions of Budget Information Sessions Schedule. Sequence of agencies is updated. Please see Attachment 1.			
<b>6/18/2021</b>				
R	Revisions of Budget Information Sessions Schedule. Sequence of agencies is updated. Please see Attachment 1.			
<b>7/7/2021</b>				
R	Sep 19			<b>Advertisement of Budget Public Hearing Notice and Budget Summary in newspaper</b>
<b>O = indicates Original Schedule dated 1/8/2021</b>				

R = indicates Revisions made to original schedule

N = indicates New Activity added to Original Schedule dated 1/8/2021

06/18/21

# Attachment 1: 2022 Budget Development - Budget Information Sessions Schedule

PRESENTATION DATE	#	DEPARTMENT	Estimated End Time
<b>Thursday, April 22</b>	1	PPLC	TBD
(9:30 a.m.)	2	Palm Harbor Library	TBD
	3	East Lake Library	TBD
	4	Palm Harbor Recreation	TBD
	5	East Lake Recreation	TBD
	6	Feather Sound	TBD
<b>Wednesday, May 19</b>	1	Introduction and Budget Overview	10:00 AM
(all day, beginning 9:30 a.m.)	2	Parks & Conservation Resources	11:30 AM
	3	Utilities	1:00 PM
		[LUNCH]	1:30 PM
	4	Public Works	3:30 PM
	5	Solid Waste	4:15 PM
<b>Thursday, May 20</b>	1	Airport	10:00 AM
(all day, beginning 9:30 a.m.)	2	Convention & Visitors Bureau	10:45 AM
	3	Economic Development	11:15 AM
	4	Pinellas Planning Council (Forward Pinellas)	12:00 PM
		[LUNCH]	12:30 PM
	5	Housing & Community Development	1:15 PM
	6	Building & Development Review Services	2:00 PM
	7	Contractor Licensing	2:45 PM
<b>Friday, May 21</b>	1	Business Technology Services	10:15 AM
(all day, beginning 9:30 a.m.)	2	Office of Technology and Innovation	11:00 AM
	3	Office of Asset Management	11:30 AM
	4	Marketing & Communications	12:00 PM
		[LUNCH]	12:30 PM
	5	Administrative Services	2:00 PM
	6	Human Resources	2:45 PM
	7	County Administration (incl Employee Relations, MSTU)	3:30 PM
<b>Wednesday, June 16</b>	1	State Attorney *	9:45 AM
(all day, beginning 9:30 a.m.)	2	Judiciary *	10:00 AM
	3	Public Defender *	10:20 AM
	4	Property Appraiser *	10:40 AM
	5	County Attorney	11:00 AM
	6	General Government	12:00 PM
		[LUNCH]	12:30 PM
	7	Governmental CIP (incl Penny)	2:30 PM
<b>Thursday, June 17</b>	1	Clerk of the Circuit Court *	9:45 AM
(all day, beginning 9:30 a.m.)	2	Medical Examiner	10:05 AM
	3	Health Department	10:25 AM
	4	Human Services	11:45 AM
		[LUNCH]	12:30 PM
	5	Office of Human Rights	1:00 PM
	6	Safety & Emergency Services	2:30 PM
	7	Emergency Management	3:15 PM
	8	Animal Services	4:00 PM
<b>Friday, June 18</b>	1	Supervisor of Elections *	10:00 AM
(all day, beginning 9:30 a.m.)	2	Tax Collector *	10:30 AM
	3	Sheriff *	12:00 PM
		[LUNCH]	12:30 PM
	4	Board of County Commissioners	1:00 PM
	5	Office of Management and Budget	1:30 PM

## BUDGET POLICIES

Pinellas County budget policy guidelines are based on the Government Finance Officers Association (GFOA) and the National Advisory Council on State and Local Budgeting Practice adopted, best practices. The policies below outline and reflect those best practices.

### General Fund Reserve (Ending Balance)

The General Fund Reserve (Ending Balance) should be budgeted at a level of no less than 15.0% of total revenues. The Governmental Accounting Standards Board (GASB) has defined the following categories for fund balances:

- Non-spendable Fund Balance – amounts that are not in a spendable form (such as inventory and prepaid expenses) or are required to be maintained intact
- Restricted Fund Balance – amounts constrained to specific purposes by external providers (such as grantors, bondholders, and higher levels of government)
- Unrestricted Fund Balance – amounts that are not Non-spendable or Restricted are defined as unrestricted and divided into three categories:  
Committed, Assigned, and Unassigned
  - **Committed Fund Balance** – amounts constrained to specific purposes by the Board of County Commissioners (BCC). To be reported as committed, amounts cannot be used for any other purpose unless the BCC approves a change by Board Budget Amendment.
    - Reserve for Contingencies shall be budgeted at a minimum of 5.0% operating expenditures. The total amount shall not exceed 10.0% of total appropriations pursuant to Florida Statute 129.01.
    - May be used, with Board approval, for unanticipated expenditures or to address revenue shortfalls.
  - **Assigned Fund Balance** – amounts the County intends to use for a specific purpose. Intent can be expressed by the BCC or recommended by the County Administrator. Less formality is necessary to impose, remove, or modify assigned fund balance.
    - The Reserve - Fund Balance shall be budgeted in the following categories
      - Cash Flow Reserve:
        - Budgeted at a minimum of one-twelfth of budgeted revenue
        - May be used for any authorized expenditure, including supplementing the Disaster Response Reserve
      - Encumbered Contracts Reserve:
        - Calculated as the average month-end value of outstanding encumbrances over a preceding twelve- month period
        - May be used for any authorized expenditure, including supplementing the Disaster Response Reserve
      - Disaster Response Reserve:
        - May be used for any expenditure incurred as the result of an emergency event
      - The total amount budgeted shall not exceed 20.0% of total appropriations pursuant to Florida Statute 129.01.
  - For annual financial reporting purposes, specific amounts for each category in the Reserve - Fund Balance is determined by the County Administrator based on fiscal year end data.
  - **Unassigned Fund Balance** – The General Fund, as the principal operating fund of the government, often will have net resources in excess of the categories already described. One reason for this is the Florida Statutes requirement that most revenues are budgeted at 95.0% of the total estimated amount. If there are additional net resources, the surplus is presented as unassigned fund balance. Other funds, by their nature, are established to account for revenues that are expended for specific purposes and therefore do not have unassigned fund balances.
    - General Fund Balance in excess of that which is Non-spendable, Restricted, Committed, and Assigned at the end of the fiscal year shall be designated as Unassigned.
    - Unassigned Fund Balance should be used for non-recurring purposes whenever possible.
    - Preference should be given to expenditures that result in future efficiencies or other cost savings.
    - In the event of severe financial stress resulting from unanticipated revenue decreases or expenditure increases, Unassigned Fund Balance may be used to mitigate the negative impact on public services on a short- term basis.
  - **Restoration of General Fund Reserves:**
    - If General Fund Reserves are depleted below the levels established by policy, the County Administrator will develop a plan to restore the balances over time, which requires BCC approval.
    - The restoration plan should include such recommendations for rate or fee adjustments and/or expenditure reductions as may be appropriate.
    - The plan for restoration should be reviewed and updated on an annual basis until the policy level guidelines are achieved.

### **Other Operating Funds Reserves**

- At a minimum, the Reserves (Unrestricted Balance) of Enterprise Funds should be budgeted at a level of 5.0% to 15.0% of regular operating revenues, or no less than one month of operating expenditures.
- Similar Reserve (Unrestricted Balance) amounts should be budgeted in other funds (i.e. one to two months of operating expenditures or an adequate working capital reserve) on a case-by-case basis.
- Fund reserve policy should be linked to a potential increase or decrease of rates/fees if reserve levels reach certain thresholds.

### **Balanced Budget**

- Recurring expenditures should be equal to or less than recurring revenues.
- Annual operating expenditures should be fiscally balanced with revenues or income estimates that can reasonably and normally be projected to be received during the fiscal year.
- Disclosures should be provided when a deviation from a balanced operating budget is planned or when it occurs.
- Anticipate actions to be made to bring the budget into balance if adjustments are needed in the course of a fiscal period.
- Develop a structurally balanced operating budget that requires a balance be maintained between recurring expenditures and revenues over the long term, not just during the current operating period.
- The first year of the Capital Improvement Program (CIP) Six-Year Plan is the basis for actual appropriations and must be balanced when adopting the annual budget.

### **Long-range Planning**

- Develop a financial planning process that assesses long-term financial implications of current and proposed policies, programs, and assumptions and develop appropriate strategies to achieve its goals.
- The forecast should extend at least six years and should be regularly monitored and periodically updated.
- The forecast should include fund forecasts for all significant funds.
- The forecast, along with its underlying assumptions and methodology, should be clearly stated and made available to participants in the budget process.
- Variances between previous forecast and actual amounts should be analyzed and identification made of the factors that influence revenue collections, expenditure levels, and forecast assumptions.

### **Physical Asset Inventory**

- Accurate inventories of all physical assets, their condition, life spans, and cost should be created and maintained to ensure proper stewardship of public property.
- Maintain assets at an acceptable level to protect the County's capital investment and to minimize future maintenance and replacement costs.

### **Asset Preservation**

- Ensure asset preservation encompasses supportive infrastructure (processes and databases), intellectual capacity, and effective use of human capital, as well as physical capital assets.
- Prioritize the inclusion of physical and non-physical asset maintenance in the budget process.

### **Revenue Diversification**

- Encourage revenue diversification to the extent feasible; enhance flexibility within the constraints of available revenue sources (e.g. property tax- diversify the tax base on which the tax is levied).
- Whenever possible, pay general operating expenses from sources other than ad valorem taxes.
- Increase the level of self-support for new program initiatives and enhancements.
- The use of concession and licensing agreements (i.e. vendors operating in County parks) should be encouraged so long as these measures are consistent with the public good.

### **Fees and Charges**

- Where appropriate, fees should be set to recover the direct and indirect costs associated with the service provided.
- County services that provide private benefit should be supported by fees and charges to provide maximum flexibility in the use of general revenues to meet the cost of services of broader public benefit.
- State whether the intention is to recover full or partial costs of providing goods and services.
- If the cost of a good or service is not recovered, then an explanation of the rationale should be provided.
- Charges and fees should be reviewed and updated periodically based on factors such as the impact of inflation, other cost increases, the adequacy of the coverage of costs, and current competitive rates.
- Seek to implement small, incremental increases to fees and charges annually as opposed to large increases periodically when justified based on increases in cost of service and other factors.
- Information on charges and fees should be available to the public.

- Enterprise Operating Funds should contribute to the General Fund their proportionate share of the cost of general administrative departments and a payment-in-lieu-of-taxes and other accepted reimbursement approaches as limited by outstanding Bonds or Bond resolutions.
- A review of the cost of service and rate structures for Enterprise operations should be performed on an annual basis.

#### **Use of Grants**

- To the degree that grant funds are relied upon to support recurring expenses, a provision should be made to allow expenditure reductions should the grant funding be reduced or eliminated.
- Revenues and expenditures associated with grants should only be budgeted after grant awards or letters of commitment have been received.
- Overhead or indirect costs should be included in all grant proposals where permitted.
- Local discretionary funds should not be relied upon to automatically replace lost grant funds.
- For grants with a required match, evaluate how costs exceeding the total cost estimated in the grant will be funded prior to applying for a grant.

#### **Debt Capacity, Issuance, and Management**

- Minimize debt service costs through the judicious use of available debt instruments, consistent with the desirability of maintaining stable current tax rates and distributing the costs of certain long-lived facilities among all users, present and future.
- Define appropriate uses for debt.
- Define the maximum amount of debt and debt service that should be outstanding at any one time (target financial ratios).
- Maintain a high credit rating while making attempts to strengthen credit rating; identify factors and strategies to address them.

#### **Strategic and Work Planning and Performance Management**

- Establish work plans to document and track initiatives and projects that are aligned with strategic objectives.
- Where possible and appropriate, define the resources dedicated to each work plan item, and the performance measures the activity seeks to impact.
- Institute meaningful measures of performance efficiency, effectiveness, and outcomes and analyze results.
- Define levels of service and review annually considering identified priorities and any changed conditions that may afford an opportunity to modify the frequency of service and reduce costs.
- Link work plans, performance metrics, and levels of services with the most relevant goal of the County Strategic Plan to organize and structure items.

#### **Operating/Capital Expenditure Budget Formulation and Accountability**

- Consider whether programs and services and associated levels of service are mandated or discretionary when evaluating the prioritization of limited resources.
- Seek expenditure reductions whenever possible through efficiencies, reorganization of services, and through the reduction or elimination of programs, policies, and practices that have outlived their usefulness.
- Encourage productivity improvements through training, technology, and incentives.
- Leverage efficiency savings to enable inflationary increases in expenditures without requiring increases in taxes, rates, fees, and other supporting revenues.
- Seek inter-department and inter-agency opportunities to improve efficiency and productivity through sharing resources and other strategies.
- Analyze multi-year expenditure and revenue trends and compare to current - year estimates and new year budget requests.
- Analyze appropriation lapses from prior years and justify continuing appropriations where lapses have been historically experienced.
- Consider outsourced services as a way to manage workload needs that vary over time as a way to minimize long term costs or provide maximum flexibility to accomplish tasks. Create appropriate proficiency measures to be accountable for justifying workloads needs.
- Permanent County positions should support the performance of recurring activities while temporary positions and contract labor should support activities that are not recurring and/or subject to variations in workload.
- Consider an investment in equipment, land or facilities, and other expenditure actions, in the present, to reduce or avoid costs in the future.
- Capital project proposals should include cost estimates that are as complete, reliable, and attainable as possible.
- Prior to undertaking a capital project, all ongoing operation and maintenance costs should be identified and considered as part of the policy discussion.
- For agreements with partners (e.g. – joint participation agreement), evaluate how costs exceeding the total cost



- estimated in the agreement will be funded prior to the execution of the agreement.
- Capital Improvement Program (CIP) projects will be submitted, reviewed, and managed through the CIP Project Portfolio Management (PPM) processes.

**Internal Service Funds**

- Internal Service Funds may be used for allocating the costs of central service functions and for risk financing.
- Cost allocations of central service functions are charged ratably to other funds, departments, and agencies of the primary government. The goals are to measure the full cost of providing the central service and to fully recover that cost through fees and charges.
- Risk financing internal service funds are used to account for all risks of a given type in individual funds of each type. Interfund premiums are charged to other funds to cover both current costs and provide a reserve for anticipated future losses.

## **BASIS OF ACCOUNTING – FINANCIAL STATEMENTS**

The **modified accrual** basis of accounting is utilized for the Governmental Funds. Under this basis, revenues are recognized when they become both measurable and available. "Available" means collectible within the current period and thereafter available to be used to pay liabilities of the current period. Expenditures are generally recognized in the period that the liability is incurred. The exception to this general rule is that expenditures for principal and interest on general long-term debt are recognized when due, and expenditures for compensated absences are recorded when paid.

The **accrual** basis of accounting is utilized for the Proprietary Funds. Under this basis, revenues are recognized in the period earned, and expenses are recognized in the period the liability is incurred. In contrast to Governmental Funds, depreciation is recorded.

**Encumbrance** accounting commits and reserves appropriations under purchase orders for contracts and other commitments for the expenditure of monies and is employed as an extension of formal budgetary integration. Although encumbrances outstanding at fiscal yearend are carried forward if not cancelled, the corresponding budget is not carried forward and must be re-appropriated in the following year if not anticipated in that year's approved budget.

## **BASIS OF ACCOUNTING – BUDGET**

Budgets presented for Governmental Funds are prepared in accordance with generally accepted accounting principles (GAAP), using the modified accrual basis of accounting. Budgets presented for proprietary funds are also been prepared using the modified accrual basis of accounting, which is not in accordance with GAAP for proprietary funds. Proprietary fund budgets differ from GAAP in the following areas: depreciation and amortization are not included in budgetary statements since these do not use spendable resources, and payments for debt service and capital outlay are also budgeted to be expensed under the modified accrual basis.

## **BUDGET PROCESS**

The County's budgetary process is governed by Florida Statutes (F.S.), in particular Chapter 129 and Chapter 200. Chapter 129 sets forth specific requirements for the form and content of county budgets and their execution and amendment. Chapter 200 details the requirements for adoption of local government ad valorem millage rates.

In addition to State Statute, the County Charter and the County Code (ordinances) define the County's budget approval process. It includes additional steps designed to provide the Board of County Commissioners (BCC) and the general public with opportunities for early input into budgetary decisions. State law requires that the budget be balanced. Further, there are very specific and detailed rules known collectively as the "Truth in Millage" or "TRIM" law. These rules dictate the approval process for the budget in general and property taxes in particular. The TRIM law sets the timetable for the County Property Appraiser to deliver estimated and certified tax rolls to the taxing authorities, including the County. It further requires that a tentative millage rate be approved by the County by a certain date; that the Appraiser mail notices of proposed taxes (TRIM notices) to all property owners by a certain date; that two public hearings be held within certain specific time periods; and that the County run newspaper advertisements which follow exact specifications for wording, size, and placement prior to the final public hearing. The public hearings must be conducted in accordance with the prescribed format and sequence of BCC actions. This includes the calculation and announcement of "rolled back" millage rates which result in no additional property tax revenue (for comparison purposes), and the percentage change in property tax revenue from the prior year resulting from the actual proposed millage rate. Finally, the County must document its compliance with the TRIM rules and submit this documentation to the State for review and approval.

Article IV, Section 4.01c(5) of the County Charter, approved by referendum in 2004, designates the County Administrator as the county budget officer. F.S.129.03(3) specifies that the county budget officer must submit a recommended budget to the BCC after estimated taxable values are certified by the Property Appraiser. This budget must contain information outlined in F.S.129.02. In addition to the budget document, supplemental information is provided to the BCC and the public and posted on the County's website.

The budgets of the Constitutional Officers, are approved by the BCC and are subject to the control of those elected officials. Additionally, the budgets of the Tax Collector and Property Appraiser are submitted to the State Department of Revenue for approval. The Sheriff's budget may be appealed to the State cabinet.

Special committees of County Commissioners, other elected officials, staff, or citizens recommend allocations in some programs. These include the Business Technology Services Board, the Unified Personnel System, and the Social Action Funding Committee.

Major planning processes which may impact the budget include the County Comprehensive Plan, which defines infrastructure requirements and levels of service according to State statutes. The Comprehensive Plan includes a Capital Improvements Element, which is updated in conjunction with the Capital Improvement Program and budget. Many of the County's operations also have ongoing planning activities which can affect both operations and capital projects. Examples of these are the Airport Master Plan and the Business Technology Services Strategic Plan.

### **BUDGETARY CONTROL AND ADJUSTMENTS**

The operating funds are subject to budgetary control by combined major object expenditure categories (e.g., Personal Services + Operating Expenses + Capital Outlay + Grants & Aids) on a cost center basis in each fund. The cost center structure was modified in FY12 and FY13 to accommodate program budgeting. In FY19, the BCC formally adopted a budgetary control policy and modified the budgetary control to include debt service accounts. To protect bond and loan holders, debt service appropriations for bonds and loans financed by external entities and any such intra-fund loans utilized as alternative financing vehicles to same are excluded from this grouping. The BCC approves supplemental appropriations by Resolution and Board Budget Amendments between departments during the fiscal year. The County Administrator is authorized to execute Budget Amendments between cost centers within individual departments provided that the amendment does not realign more than 50% of the department's total budget. These amendments are reported quarterly to the BCC.

Major capital facilities and improvements are accounted for within the Capital Projects Funds and are subject to budgetary control on a cost center basis. The County Administrator is authorized to execute Budget Amendments between cost centers within functional categories (e.g., Transportation) if the amendment does not realign more than 50% of the total functional category budget. As with administrative operating amendments, these are reported quarterly to the BCC. Reallocations between functional categories require Board Budget Amendments.

Any budgetary action that involves the Reserve for Contingencies in a fund requires a Board Budget Amendment. A budgetary action that involves the Reserve for Future Years requires a Board Resolution. A budgetary action that involves the Reserve - Fund Balance and transfers between funds requires a public hearing in conjunction with a Board Resolution.

Budgetary supplements require the preparation of a Board Resolution. Budgetary supplements are needed when actual receipts or revenues from a source not anticipated in the budget are received for a particular purpose (i.e., grants) and recognized, and these receipts increase the bottom line of the budget. The Board Resolution recognizes the unanticipated receipts and appropriates the funds accordingly for the purpose intended and to maintain budgetary balance.

## FUND ACCOUNTING AND FUND TYPES

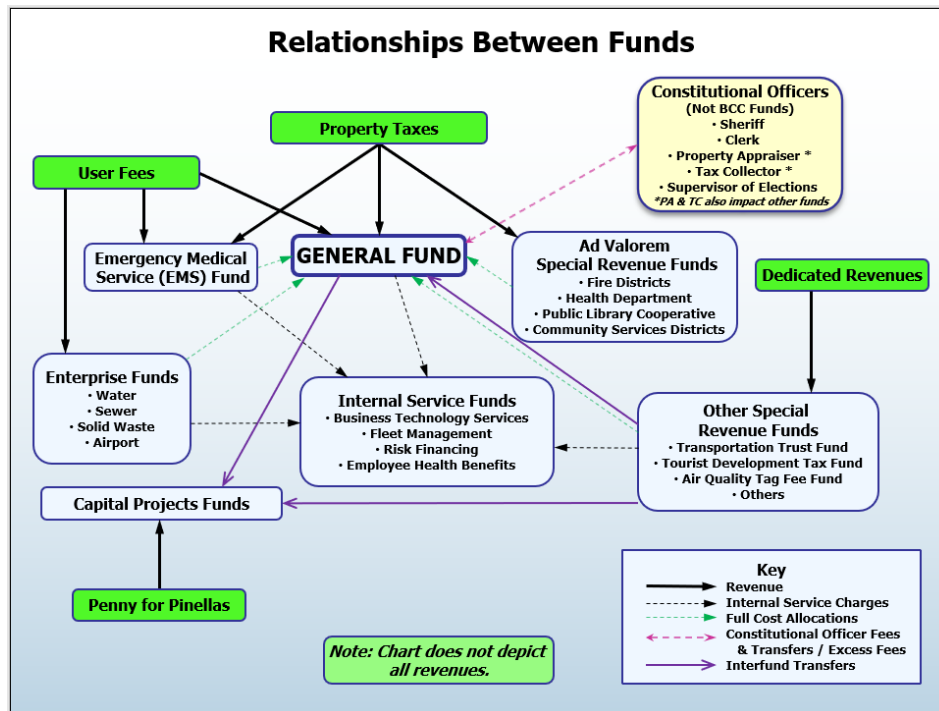
To track financial activity, governments and nonprofit organizations use **Fund Accounting** systems. Fund Accounting Systems emphasize accountability in contrast to private business accounting systems, which focus on profitability. In a fund accounting system, a **Fund** is an entity with a complete set of self-balancing accounts that monitors the financing of a specific function or activity. The resources and uses are segregated from other resources and uses for the purpose of carrying on specific activities or attaining specific objectives in accordance with special regulations, restrictions, or limitations. There are two primary types of funds. **Governmental Funds** account for “governmental” activities not fully supported by charges for the services received. Pinellas County’s governmental funds include the General Fund, Special Revenue Funds, and Capital Project Funds. **Proprietary Funds** account for “business-like” activities supported by charges for the services received. Pinellas County has two types of proprietary funds: Enterprise Funds and Internal Service Funds.

The **General Fund** accounts for all financial transactions except those required to be accounted for in other funds. The fund's resources, ad valorem taxes, and other revenues provide services or benefits to all Pinellas County residents as well as specific revenues and expenditures for the unincorporated area known as the Countywide Municipal Services Taxing Unit (MSTU). **Special Revenue Funds** account for the proceeds of specific revenue sources (other than expendable trusts or major capital projects) that are legally restricted to expenditures for specified purposes. **Capital Project Funds** account for revenues and expenditures related to the Capital Improvement Program (CIP), which is a plan for financing long-term work projects. Pinellas County defines Capital Improvement Projects as improvements or acquisitions of major facilities, roads, bridges, buildings, or land with a useful life of at least five years and a projected cost of \$50,000 or more.

Pinellas County does not currently have any Governmental **Debt Service Funds** for the payment of debt service requirements (i.e., principal and interest) because there are no outstanding bond issues that are supported by property taxes, utility taxes, or other general (non-enterprise) revenue.

**Enterprise Funds** account for operations financed and operated like private business enterprises. The costs of providing goods and services to the general public are financed and recovered primarily through user charges. **Internal Service Funds** finance and account for services and commodities furnished by one department to another department on a cost reimbursement basis.

While activities are accounted for within each fund, which must balance resources with requirements, the funds interact with each other in various ways. The following illustrates the key relationships between funds.

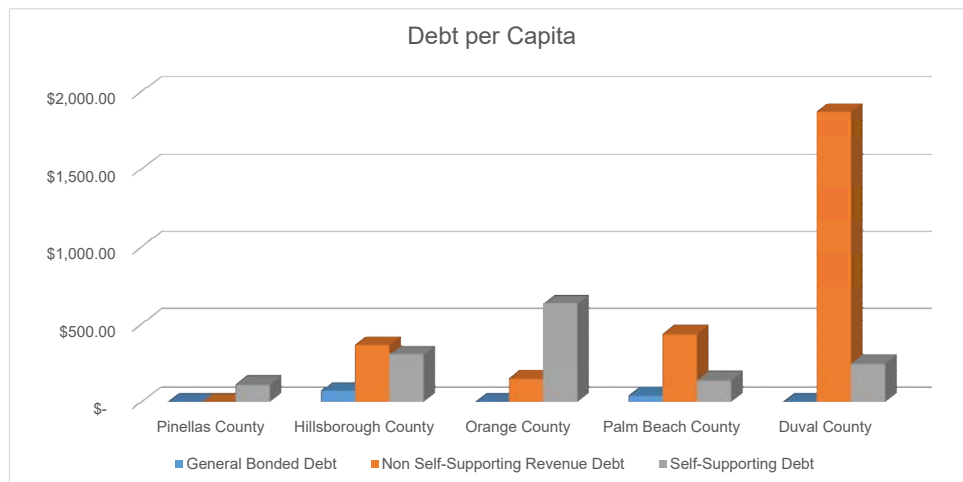


This chart illustrates the relationships between the funds and revenue sources. Property taxes are a key source of revenue for the General Fund, the Emergency Medical Service (EMS) Fund, and the Fire Districts Fund. User fees are the primary revenue source for the self-supporting Enterprise Funds and are also important to the General Fund and the EMS Fund. Other funds have revenue sources that are specifically designated for certain types of expenditures, such as fuel taxes for the Transportation Trust Fund and Penny for Pinellas revenues for capital projects.

The Internal Service Funds are supported by charges to the various operating funds for information technology, fleet maintenance, and other provided services. The General Fund receives Full Cost Allocation revenues from the Enterprise and other funds to ensure that these funds pay their fair share of administrative costs such as purchasing and building maintenance. In some cases, transfers between funds are made for specific purposes, as in the case of beach renourishment projects. Beach renourishment projects are supported by transfers from the Tourist Development Tax Fund to the Capital Projects Fund.

The independently elected Constitutional Officers maintain their own accounting systems and are not part of the County Budget. The Sheriff, Clerk of the Circuit Court & Comptroller, and Supervisor of Elections receive payments from the General Fund to support their operations based on budget requests. Budgets for the Tax Collector and Property Appraiser are approved by the State Department of Revenue and receive fees and commissions from the General Fund and other funds based on statutory formulas. At the end of each fiscal year, revenues that are not needed to support the Constitutional Officers' expenditures are returned to Pinellas County's funds in the form of excess fees.

Comparison of Outstanding Bonded Debt and Debt Ratios with Other Florida Counties as of September 30, 2020					
	Pinellas County	Hillsborough County	Orange County	Palm Beach County	Duval County <sup>c</sup>
Population <sup>a</sup>	984,054	1,478,759	1,415,260	1,466,494	982,080
Per Capita Personal Income <sup>b</sup>	\$ 55,607	\$ 48,452	\$ 46,250	\$ 83,268	\$ 47,475
Taxable Assessed Property Value (000s) <sup>d</sup>	\$ 85,468,864	\$ 103,722,000	\$ 130,523,064	\$ 233,316,305	\$ 57,384,440
General Bonded Debt <sup>d</sup>	\$ -	\$ 109,488,000	\$ -	\$ 61,115,000	\$ -
General Bonded Debt per Capita	\$ -	\$ 74.04	\$ -	\$ 41.67	\$ -
General Bonded Debt as % of Taxable Assessed Value	0.00%	0.11%	0.00%	0.03%	0.00%
Non Self-Supporting Revenue Debt <sup>d</sup>	\$ -	\$ 544,845,000	\$ 214,990,556	\$ 646,157,607	\$ 1,837,849,000
Non Self-Supporting Revenue Debt per Capita	\$ -	\$ 368.45	\$ 151.91	\$ 440.61	\$ 1,871.38
Non Self-Supporting Revenue Debt as % of Taxable Assessed Value	0.00%	0.53%	0.16%	0.28%	3.20%
Self-Supporting Debt <sup>d</sup>	\$ 113,916,000	\$ 451,587,000	\$ 892,850,000	\$ 207,219,151	\$ 242,360,000
Self-Supporting Debt per Capita	\$ 115.76	\$ 305.38	\$ 630.87	\$ 141.30	\$ 246.78
Self-Supporting Debt as % of Taxable Assessed Value	0.13%	0.44%	0.68%	0.09%	0.42%
(a) Most recent population information obtained from the Office of Economic & Demographic Research (April 1, 2020).					
(b) Most recent Personal Income provided by the Bureau of Economic Analysis of the U.S. Dept. of Commerce is 2019, which was applied to 2020 population estimates.					
(c) Duval County is a consolidated city/county political entity where all municipalities (except Jacksonville Beach, Atlantic Beach, Neptune Beach, and the Town of Baldwin), authorities, and public agencies (except Duval County School Board) were consolidated.					
(d) The debt and taxable assessed property value amounts for Pinellas County were obtained from the September 30, 2020 CAFR. The September 30, 2019 CAFR was utilized for the remaining counties.					





## Forward Pinellas

### (Pinellas Planning Council / Metropolitan Planning Organization)

The Pinellas Planning Council is a dependent agency to the Board of County Commissioners. The Board of County Commissioners (BCC) approves its budget and certifies its millage. In September 2014, the Pinellas Planning Council (PPC) unified its membership with the Pinellas County Metropolitan Planning Organization (MPO), as stipulated by Chapter 2012-245, Laws of Florida. The merged board is responsible for addressing both countywide land use and transportation concerns within the boundaries of Pinellas County, and it has rebranded itself Forward Pinellas. Both the PPC and the MPO continue to exist as regulated, separate organizations. The agency's staff are PPC employees; and the PPC is reimbursed by the MPO for applicable operating costs and staff services.

The PPC is a component unit of Pinellas County. The Board of County Commissioners approves the Forward Pinellas Budget and certifies its millage. The maximum tax levy authorized by the Special Act (Chapter 2012-245, Laws of Florida) is one-sixth of one mill (0.1666), with the current millage levy of 0.0150 at 9.0% of the authorized levy.

#### Summary of Resources and Requirements

<b>Resources</b>	<b>FY18 Actual</b>	<b>FY19 Actual</b>	<b>FY20 Actual</b>	<b>FY21 Budget</b>	<b>FY22 Request</b>
<b>Fund Balance</b>	<b>1,207,443</b>	<b>1,227,159</b>	<b>1,310,867</b>	<b>384,270</b>	<b>1,811,030</b>
<b>Revenues</b>					
Taxes	1,060,479	1,150,295	1,245,617	1,306,430	1,393,140
Charges for Services	1,232,331	1,512,041	1,254,848	1,597,000	1,612,970
Interest Earnings	2,518	3,893	1,786	2,000	2,020
<b>Revenues Total</b>	<b>2,295,328</b>	<b>2,666,229</b>	<b>2,502,251</b>	<b>2,905,430</b>	<b>3,008,130</b>
<b>Total Resources</b>	<b>3,502,771</b>	<b>3,893,388</b>	<b>3,813,118</b>	<b>3,289,700</b>	<b>4,819,160</b>
<b>Requirements</b>	<b>FY18 Actual</b>	<b>FY19 Actual</b>	<b>FY20 Actual</b>	<b>FY21 Budget</b>	<b>FY22 Budget</b>
<b>Expenditures</b>					
Personal Services	1,945,714	1,871,790	1,933,765	2,280,000	2,096,530
Operating Expenses	299,499	677,395	552,752	919,770	2,027,010
Capital Outlay	0	0	10,849	0	0
Constitutional Officers Transfers	30,399	25,429	34,605	37,000	29,340
<b>Total Expenditures</b>	<b>2,275,612</b>	<b>2,574,614</b>	<b>2,531,971</b>	<b>3,236,770</b>	<b>4,152,880</b>
Reserves	0	0	0	52,930	666,280
<b>Total Requirements</b>	<b>2,275,612</b>	<b>2,574,614</b>	<b>2,531,971</b>	<b>3,289,700</b>	<b>4,819,160</b>





## A BRIEF PROFILE OF PINELLAS COUNTY, FLORIDA

Pinellas County is the second smallest of Florida's 67 counties in land area, and the sixth largest in population (2020 estimates). It was established in 1912, with the county seat in Clearwater. The following is an overview of the history, geography and climate, population, and other data about the County.

### HISTORY

- 200-1000 Weedon Island culture
- 1517 Spanish explorer Ponce de Leon arrives in Florida
- 1528 Spanish explorer Pánfilo de Narváez lands on the Pinellas peninsula
- 1763 Spain cedes Florida to England at the end of the French and Indian War
- 1783 England cedes Florida to Spain at the end of the American Revolutionary War
- 1821 Spain cedes Florida to United States after the treaty is fully executed
- 1834 Hillsborough County is created, includes the Pinellas peninsula
- 1887 Tarpon Springs became the first incorporated city on the Pinellas peninsula
- 1891 Clear Water Harbor incorporates (re-incorporates as Clearwater in 1915)
- 1892 St. Petersburg incorporates as a town (re-incorporates as a city in 1903)
- 1899 Dunedin incorporates
- 1910 Gulfport incorporates
- 1912 Pinellas County officially separates from Hillsborough County

Prehistoric Sites in Pinellas County



After the Florida Purchase Treaty was negotiated in 1819, Spain ceded Florida to the United States, and it became a territory in 1821. In 1834, the US Legislative Council for the Florida Territory established Hillsborough County, which included the Pinellas peninsula and the large region that would eventually be split into several counties (Pinellas, Charlotte, Hardee, Pasco, Polk, Sarasota and Hillsborough). Florida was granted statehood in 1845.

In 1887, the Orange Belt Railroad arrived to end the isolation of the Pinellas peninsula from the rest of Florida. The arrival of this railway, and later the Tampa and Gulf Coast Railroad, along with the dissemination of a leading doctor's conclusion in 1885 that the Pinellas peninsula was the healthiest place on earth, precipitated a movement of people from colder climes. Most of these people settled in St. Petersburg, which was at the terminus of the railroad. In addition to St. Petersburg, other small settlements had been established, and with few exceptions were located on the coast. Examples of these communities include Disston City (now Gulfport), Clearwater, Anona, Dunedin, Ozona, Tarpon Springs, and Safety Harbor. After the arrival of the railroads, these communities continued to grow, albeit slowly, and a few small towns were established away from the coast along one of the railroads, often serving as centers for the local citrus industry (Largo is an example).

Unlike development on the east side of Tampa Bay, which was concentrated around the Port of Tampa, settlement in the Pinellas peninsula was more dispersed because there was no single economic center. In Pinellas County, the economic catalysts at the end of the 19<sup>th</sup> century, and in the early 20<sup>th</sup> century, were the citrus industry, tourism, and the sponge industry (the latter focused on the community of Tarpon Springs), which allowed for a dispersed settlement pattern of small towns. These three elements of the local

economy did not depend on access to the urban services provided by large towns and cities, and there was no city whose direct or indirect influence was felt through the length and breadth of the peninsula. By the 1920s, the barrier islands began to be settled, their narrow linear geography encouraging several discrete communities including Pass-a-Grille, Indian Shores and Clearwater Beach. It was this dispersed settlement pattern that has had such a marked impact on the county's existing urban environment and system of governance. The diversity is seen not only in the variety of communities but in the large number of local governments.

The lack of an adequate road system was a principal cause for the creation of Pinellas County when it split away from Hillsborough County in 1912. The deficient road system was one consequence of having politicians in Tampa making decisions on how to spend tax dollars collected across the bay. After secession was effected, a road building program during the 1910s and 1920s further connected the numerous Pinellas communities and helped enable them to grow until the 1926 Florida real estate bubble burst. The Great Depression put a stop to economic growth and noticeably slowed development. By the time growth resumed after World War II, the economic underpinnings of the local economy had changed. While tourism was still important, the citrus industry was declining and being replaced by retirees and manufacturing as major components of the local economy. A surge of development occurred throughout the county as the numerous small towns and cities established in the late 19th and early 20<sup>th</sup> centuries began to expand outward, eventually coalescing into a large urban area covering almost four-fifths of the county by the end of the 20<sup>th</sup> century. The residential development consisted primarily of single-family dwellings on separate lots, while commercial development eschewed the historic downtown areas for the new and upgraded roadway corridors. In these respects, Pinellas County's development followed a pattern similar to other urbanizing areas around the country. Primarily shaped by the requirements and demands of an automobile-oriented society, Pinellas County's growth and development exhibited characteristics that have come to exemplify Post-WW II urban areas throughout the United States.

## GEOGRAPHY AND CLIMATE

- Land Area: 274 square miles (US Census 2010)
- 587.77 miles of coastline
- Highest natural elevation: 110 Feet NGVD (near State Rd. 580 and Countryside Blvd.)
- Average annual temperatures: high 81.6 °F, low 66.8 °F, average 74.2 °F
- Average annual precipitation: 50.81 inches

Pinellas is a small peninsula roughly 24 miles in length and 5.2 to 15 miles in width, situated west and north of a large, natural harbor and estuary along the Gulf of Mexico called Tampa Bay. This fact of geography has had a tremendous influence on the establishment of the county.

Geologically, Pinellas is underlain by limestone formations. The limestone is porous and stores a large quantity of water; it also forms a prominent ridge down the spine of the county. The highest natural elevation of the county is along this formation.

The Gulf Intracoastal Waterway divides the mainland peninsula from the county's barrier islands. There are 35 miles of sandy beaches on 11 barrier islands. The beaches are what attracted many residents to move here, and they attract visitors from throughout the world. The beaches are vital to our way of life, and the quality of our life, because of the economic support they provide. They are also essential to the sea life that depends on the shore for its existence: sea turtles and nearshore hard bottoms (reef positions).

### Pinellas County Barrier Islands



Pinellas, like the rest of the Tampa Bay area, has a humid subtropical climate, resulting in warm, humid summers with frequent thunderstorms, and drier mild to cool winters. Pinellas County's geographic position, lying on a peninsula between Tampa Bay and the Gulf of Mexico, introduces large amounts of humidity into the atmosphere and serves to moderate temperatures.

The Pinellas peninsula gets on average 51 inches of rain per year. Precipitation as snowfall is zero. The peninsula experiences daily patterns of sea breeze associated rainfall mainly during the summer months of June through August. On average, there are 244 sunny days per year.

## FORM OF GOVERNMENT

Pinellas County is a political subdivision of the state of Florida. The County operates under a Home Rule Charter originally approved by referendum in 1980. The Board of County Commissioners (Board) is the legislative body of county government responsible for the formulation of policy. The County Administrator is a professional appointed by the Board who is responsible for implementing the Board's policies.

The Board is composed of seven commissioners, four from single member districts and three elected at large. The commissioners elect a Chair and Vice-chair from among their members. The current commissioners are:

District 1 (at-large):	Janet C. Long, Commissioner
District 2 (at-large):	Pat Gerard, Commissioner
District 3 (at-large):	Charlie Justice, Vice Chair
District 4:	Dave Eggers, Chair
District 5:	Karen Williams Seel, Commissioner
District 6:	Kathleen Peters, Commissioner
District 7:	René Flowers, Commissioner

The appointed County Administrator is Barry A. Burton.

Maps of the Board of County Commissioners (BCC) districts are presented on page C-MAP of this document, with the BCC budget summary pages.

The structure and a description of Pinellas County government are provided at the beginning of the Summary Section of this document (countywide organization chart). Municipal, special district authorities, and the Pinellas County School Board are separate governmental units from the County. The Pinellas County School Board is responsible for K-12 public education in the school district, which has the same jurisdictional boundaries as the County. The school district's administrative headquarters is located in the City of Largo.

Pinellas County currently has 24 incorporated municipalities and 13 census designated places (CDP) within the unincorporated area: Bardmoor, Bay Pines, Bear Creek, East Lake, Feather Sound, Greenbriar, Harbor Bluffs, Lealman, Palm Harbor, Ridgcrest, South Highpoint, Tierra Verde, and West Lealman.

## DEMOGRAPHICS AND ECONOMY

The significant number of retirees who moved to Pinellas County in the decades following World War II had a tremendous impact on local demographics and the local economy. Those 65 years of age and older represented 21.2% of the county's population in the 2010 census. The percentage is projected to increase to 28.7% by 2025. This large retiree population, in combination with a healthy tourist industry, helped to make retail and services the dominant sectors of the local economy.

The manufacturing sector of the Pinellas economy did not develop to any great extent until the advent of the space program in the late 1950s, when new industry, primarily electronic and electronic component firms, began moving to Pinellas, helping to diversify the economy. Although the manufacturing sector grew steadily during the 1960s, the service and trade sectors continued to dominate the county's economy. The nascent electronics industry of the 1950s matured in Pinellas County such that 17% of all jobs in this industry within the state of Florida were located here in the year 2000.

The local economy maintained a similar pattern of development throughout the 1970s and into the 1980s. Many new companies, including high technology firms, were established in Pinellas County or relocated here from other areas. The financial sector, including the insurance and real estate industry, grew to meet the demands resulting from this economic growth and development. The transition from an economic base dominated by the tourism industry and retirees has helped strengthen and diversify the local economy. Additionally, expansion of the technology and services sectors of the economy in Pinellas has created job opportunities that helped attract large numbers of young working-age people. One result was that the county's median age decreased by 3.8 years between 1980 and 1990.

## POPULATION COMPOSITION

Based on the Florida Office of Economic and Demographic Research, Pinellas County's 2020 estimated population is 984,054. This represents an increase of 67,512 or 7.4% from the population total of 916,542 in 2010. For comparison purposes, Pinellas County is compared to the Tampa Bay Metropolitan Statistical Area (MSA) which includes Hernando, Hillsborough, Pasco, and Pinellas counties; and peer counties used for policy, performance and other comparisons: (Palm Beach [West Palm Beach], Hillsborough [Tampa], Orange [Orlando] and Broward [Fort Lauderdale]).

Comparison Area	April 1, 2020	2010 Census	% Change From 2010 to 2020	Density Population per Sq. Mi. 2020	Projected 2026 Population 5Yr % Chg.
<b>Pinellas County</b>	984,054	916,542	<b>7.4%</b>	3,591	1,016,766 3.3%
<b>Tampa Bay MSA</b>	3,197,637	2,783,243	<b>14.9%</b>	1,225	3,465,366 8.4%
<b>Broward County</b>	1,932,212	1,748,066	<b>10.5%</b>	1,597	2,030,486 5.1%
<b>Hillsborough County</b>	1,478,759	1,229,226	<b>20.3%</b>	1,450	1,638,197 10.8%
<b>Orange County</b>	1,415,260	1,145,956	<b>23.5%</b>	1,567	1,585,618 12.0%
<b>Palm Beach County</b>	1,466,494	1,320,134	<b>11.1%</b>	744	1,559,250 6.3%

Ranked by county population size, out of the 67 counties in Florida, Miami-Dade County is 1<sup>st</sup>, Broward County is 2<sup>nd</sup>, Hillsborough , 3<sup>rd</sup>, Palm Beach, 4<sup>th</sup>, and Orange, 5<sup>th</sup>. Pinellas County is ranked as 6<sup>th</sup> largest county in the state by population and is outpaced by the others in population growth over the 10-year period. However, Pinellas County is ranked 1<sup>st</sup> in density of its residential population, due to its geographic size. Pinellas is the second smallest county in Florida based on land area per the 2010 Census: 274 square miles. The City of St. Petersburg's (Pinellas County) population is ranked number five in the State after Jacksonville (Duval County), Miami (Miami-Dade County), Tampa (Hillsborough County), and Orlando (Orange County).

Regarding future population estimates for 2026, all comparison areas have higher projected percentage increases from 2020. This is because Pinellas County is a small land area, so developable land is limited.

### Pinellas County's Municipalities

The following table lists 2019 population estimates for Pinellas County, the unincorporated area, and the 24 municipalities within the county. City incorporation dates are also provided.

April 1, 2020

County/Municipality	Population Estimate	2010 Census	% Change 2010 to 2020	*Year Incorporated
<b>Pinellas County</b>	<b>984,054</b>	<b>916,542</b>	<b>7.4%</b>	
Unincorporated	277,494	270,494	2.6%	
St. Petersburg	271,044	244,769	10.7%	1903
Clearwater	118,017	107,685	9.6%	1915
Largo	84,574	77,648	8.9%	1905
Pinellas Park	54,202	49,079	10.4%	1915
Dunedin	37,869	35,321	7.2%	1899
Tarpon Springs	25,937	23,484	10.4%	1887
Seminole	19,705	17,233	14.3%	1970
Safety Harbor	17,696	16,884	4.8%	1917
Oldsmar	14,998	13,591	10.4%	1937
Gulfport	12,598	12,029	4.7%	1910
St. Pete Beach	9,531	9,346	2.0%	1957
Treasure Island	6,930	6,705	3.4%	1955
Kenneth City	5,145	4,980	3.3%	1957
South Pasadena	5,078	4,964	2.3%	1955
Indian Rocks Beach	4,158	4,113	1.1%	1947
Madeira Beach	4,447	4,263	4.3%	1956
Belleair	4,095	3,869	5.8%	1925
Redington Shores	2,182	2,121	2.9%	1955
Belleair Bluffs	2,104	2,031	3.6%	1963
Belleair Beach	1,625	1,560	4.2%	1950
North Redington Beach	1,531	1,417	8.0%	1953
Redington Beach	1,507	1,427	5.6%	1949
Indian Shores	1,479	1,420	4.2%	1944
Belleair Shore	108	109	-0.9%	1955

Population Source: University of Florida, Bureau of Economic and Business Research

\* Florida League of Cities (Year Incorporated)

#### Pinellas County's Age Distribution

The age distribution of Pinellas County's population is: 65 years of age or older (25.2%); ages 45-64 (28.9%); ages 18-44 (29.0%); ages 0-17 (16.9%). Pinellas ranked 61<sup>st</sup> in the state by percent of population (16.9%) aged 17 and younger in 2019. Only six counties have a lower percentage of children than Pinellas. Pinellas ranked 15<sup>th</sup> in the State by percent of population (25.2%) aged 65 and older in 2019. Those 65 years of age and older represented 21.2% of the county's population in the 2010 census.

#### Pinellas County's Median Age

The median age of Pinellas County residents remained higher than the state's median age in the last three Censuses. The estimated median age was 48.8 years for 2020 (median age for the state was 41.8).

#### Pinellas County's Race Distribution

While most of the county's population self identifies as "white," the county became more race diversified over the last three census periods (30 years from 1990 to 2010). Diversification has continued, with the percentage of non-white citizens increasing from 14.8% in 2010 to an estimated 16.2% in 2019, and to a projected 17.3% in 2025. Pinellas ranked 40<sup>th</sup> in the state by percent of black population (12.0%) in 2019. Pinellas ranked 35<sup>th</sup> in the state by percent of Hispanic population (10.2%) in 2019.

#### Educational Attainment

In 2020, it was estimated that 91.3% of persons aged 25 years and older in Pinellas County graduated from high school or had a higher level of education, compared to 88.2% for the state. The percentage of Pinellas County residents aged 25 years and older with a bachelor's degree or higher is estimated at 31.7%, compared to 29.9% for the state.

## HOUSING FEATURES

Most residential housing units in Pinellas County were built between 1970 and 1990. This is the period when air conditioning moved from being mainly in commercial structures to being embraced by residential developers to cater to visitors who chose Florida as a place to live. This time period was also prior to the adoption of the Florida Building Code (a result of Hurricane Andrew's effect on South Florida). The number of housing units increased from 481,573 in the 2000 census to 516,324 in the 2020 census. The number of housing units permitted from 2011 to 2020 totaled 21,535.

## ECONOMIC CHARACTERISTICS

- Anchored by the urban markets of Clearwater and St. Petersburg, Pinellas has the second largest base of manufacturing employment in Florida. This results in excellent availability of a quality workforce in engineering, production, research and management of manufacturing firms.
- The county has well-developed targeted industry clusters in medical technologies/life sciences, aviation/aerospace, defense/national security, business services, financial services, information technology, and microelectronics. This means there is an extensive network of suppliers, service-providers, joint venture partners and business associations to support operations in these fields.
- Median annual household income in Pinellas is \$54,090 in 2020.

<b>Employment Sectors</b>	<b>2019</b>
Construction	5.9%
Manufacturing	7.7%
Trade, Transportation & Utilities	17.3%
Information	1.5%
Financial Activities	7.8%
Professional & Business Services	17.0%
Education & Health Services	17.6%
Leisure and Hospitality	11.7%
Other Services	3.1%
Public Administration	10.3%

The following table shows the major employers within the county.

## **MAJOR EMPLOYERS**

<b>Top Private Employers</b>	<b>Top Government Employers</b>
Raymond James Financial Home Shopping Network (HSN) Tech Data Corp Spectrum / Brighthouse Networks Fidelity Information Services The Nielson Company Jabil Circuit, Inc Honeywell Aerospace Valpak Superior Uniform Group Duke Energy Florida Ceridian Benefits	Pinellas County School District Bay Pines VA Medical Center City of St. Petersburg Pinellas County Board of County Commissioners St. Petersburg College Pinellas County Sheriff's Office City of Clearwater US Postal Services City of Largo Florida Department of Health in Pinellas

Source: Pinellas County Economic Development Department

## PROPERTY TAXES

Countywide taxable values have recovered from a low point of \$54.4B in 2013 to \$91.7B in 2020 (for the FY21 ad valorem tax revenue budget). Real property information collected by the Pinellas County Property Appraiser is shown in the following chart.

Top Ten Real Property Owners (2020)	
1	Publix Super Market
2	Bellweather Properties Florida
3	Walmart Stores East LP
4	Duke Energy Florida, Inc
5	Wyndham Vacation Resorts Inc.
6	Camden USA Inc
7	Raymond James & Associates, Inc.
8	B W C W Hospitality LLC
9	SW1 Trellis Owner LLC
10	4 <sup>th</sup> Street South Residences II LLC
Source: 2021 Preliminary Roll Real Property, Pinellas County Property Appraiser	

## PHYSICAL FEATURES AND ATTRACTIONS

### INFRASTRUCTURE

The county is served by several major highways: Interstate-275, Interstate-175, Interstate-375, U.S. Highway 19, U.S. Highway 60 and U.S. Highway 92.

There are 115 bridges in the county. The original Gandy Bridge, the first to cross Tampa Bay, opened in 1924 and shortened the traveling distance between St. Petersburg and Tampa from 43 to 19 miles. The spans constructed in 1975 and 1997 are currently being used for vehicle traffic. The first span of the Sunshine Skyway Bridge opened in 1954, linking south Pinellas County with Manatee County. The current bridge, with a four lane, cable-stayed concrete 1,200-foot main span, was completed in 1987. Vertical clearance in the shipping channel is 190 feet.<sup>A</sup>

Aviation history was made in Pinellas County as Tony Jannus piloted the world's first scheduled commercial airline flight from St. Petersburg to Tampa. Local airports include:

- County: St. Petersburg-Clearwater International Airport (PIE)
- Others:
  - Clearwater Executive Airpark
  - Albert Whitted Airport

### CULTURAL, EDUCATIONAL, ENVIRONMENTAL AND RESEARCH INSTITUTIONS

The St. Petersburg/Clearwater area is the leading destination on Florida's Gulf Coast, drawing more than 16 million visitors annually to its parks, beaches, museums, and eclectic communities. Visitors staying in commercial lodgings numbered over 4.2M in 2020. Two of the top beaches in the United States are in Pinellas County, according to America's Best Beaches list. The County's Fort De Soto Park in 2005 and Caladesi Island State Park in 2008 and 2020 were named "America's Number One Beach" by Dr. Stephen Leatherman of the Laboratory for Coastal Research (aka Dr. Beach). The county has over 35 miles of sandy beaches and 588 miles of coastline.<sup>A</sup>

Pinellas is home to The Dali Museum, Clearwater Marine Aquarium and the cities of Tarpon Springs and Dunedin. The Dali Museum may be the largest collection of Salvador Dali works outside of Europe, and the Clearwater Marine Aquarium is the home of Winter, the dolphin who's story was told in the movie "Dolphin Tale." The aquarium is a leader in marine life rescue, rehabilitation and release, environmental education, research, and conservation.

The cities of Tarpon Springs and Dunedin are just two examples of the 24 cities within the county that draw both visitors and residents to experience again and again. One can experience Greek culture and the sponge industry in Tarpon Springs, and a rich Scottish heritage in Dunedin.

Post-secondary education institutions in Pinellas County include: The University of South Florida, St. Petersburg Campus; Eckerd College; St. Petersburg College; Pinellas Technical College, and Stetson University College of Law.



## LOCAL DESTINATIONS/INSTITUTIONS

County: Pinewood Cultural Park / Heritage Village / The Florida Botanical Gardens  
Brooker Creek and Weedon Island environmental education centers

Others:

Ruth Eckerd Hall	Florida Holocaust Museum
American Stage	Leepa-Rattner Museum of Art
Mahaffey Theater	St. Petersburg College
Florida Orchestra	Eckerd College
Palladium Theater	Poynter Institute for Media Studies
Tarpon Springs Performing Arts Center	United States Geological Survey –
Largo Cultural Center	St. Petersburg Coastal and Marine Science
University of South Florida, St. Petersburg	Center
Dali Museum	Pinellas National Wildlife Refuge (Bird Key)

## SPORTS AND RECREATIONAL ACTIVITIES

Tampa Bay Rays (Major League Baseball - Tropicana Field, St. Petersburg)  
Spring training baseball: Phillies (Clearwater), Blue Jays (Dunedin)  
Egmont Key National Wildlife Refuge (public access is from Pinellas County)

State Parks:

Honeymoon Island State Recreational Area	Anclote Key Preserve State Park
Caladesi Island State Park	Skyway Fishing Pier State Park
Egmont Key State Park	Pinellas County State Aquatic Preserves

THIRTY-TWO (32) COUNTY PARKS, ENCOMPASSING OVER 4,300 ACRES <sup>A</sup>  
FRED E. MARQUIS PINELLAS TRAIL/PROGRESS ENERGY TRAIL – APPROXIMATELY 49.8 MILES

---

Additional Information on Economic Trends may be found in Section B of this document.

The following three pages are a profile of Pinellas County produced by the Florida Legislature's Office of Economic and Demographic Research. Similar profiles for the other 66 counties in the state, as well as other excellent reference materials, are available on the office's website, [www.edr.state.fl.us](http://www.edr.state.fl.us).

---

Historical information in this section is adapted from *A Short History of Urban Development in Pinellas County, Florida* (Pinellas County Planning Department, 2003), publications of the County Extension service, and the Florida Department of State, Division of Historical Resources.

## Pinellas County

Florida's 6th most populous county  
with 4.5% of Florida's population



Population			Real Gross Domestic Product		
Census Population	Pinellas County	Florida	Real GDP (Thousands of Chained 2012 Dollars)	Pinellas County	Florida
1980 Census	728,531	9,746,961	2015 GDP	43,019,505	842,269,369
1990 Census	851,659	12,938,071	Percent of the State	5.1%	
2000 Census	921,495	15,982,824	2016 GDP	43,984,792	870,963,202
2010 Census	916,542	18,801,332	Percent of the State	5.1%	
2020 Census	959,107	21,538,187	2017 GDP	44,691,305	901,903,549
% change 2010-2020	4.6%	14.6%	Percent of the State	5.0%	
Age			2018 GDP	46,355,263	936,580,274
% Under 18 years of age	15.5%	19.5%	Percent of the State	4.9%	
Race (alone) & Ethnicity			2019 GDP	47,873,967	963,255,865
% Not Hispanic-White	71.4%	51.5%	Percent of the State	5.0%	
% Not Hispanic-Black or African American	9.5%	14.5%			
% Not Hispanic-American Indian and Alaska Native	0.2%	0.2%			
% Not Hispanic-Asian	3.5%	2.9%			
% Not Hispanic-Native Hawaiian and Other Pacific Islander	0.1%	0.1%			
% Not Hispanic-Some Other Race	0.5%	0.6%			
% Not Hispanic-Two or More Races	4.1%	3.7%			
% Hispanic or Latino (of any race)	10.7%	26.5%			
Household Population per Occupied Housing Unit	2.12	2.47			
Estimates and Projections			Housing Counts	Pinellas County	Florida
2020 Estimate	984,054	21,596,068	Housing units, 2020 Census	516,324	9,865,350
Based on 2020 Estimate			Occupied	442,789	8,529,067
2025	1,011,799	23,138,553	Vacant	73,535	1,336,283
2030	1,031,377	24,419,127			
2035	1,045,155	25,461,863			
2040	1,055,506	26,356,415			
2045	1,063,764	27,149,835			
2020 Median Age	48.8	41.8			
Population Characteristics			Units Permitted		
Pinellas County		Florida	1990	4,290	126,384
Language spoken at home other than English			2000	2,776	155,269
Persons aged 5 and over	14.4%	29.4%	2010	697	38,679
Place of birth			2011	355	42,360
Foreign born	12.1%	20.7%	2012	1,561	64,810
Veteran status			2013	3,055	86,752
Civilian population 18 and over	10.4%	8.6%	2014	1,733	84,075
			2015	3,097	109,924
			2016	2,398	116,240
			2017	1,900	122,719
			2018	2,509	144,427
			2019	3,444	154,302
			2020	1,483	164,074
			Density	Pinellas County	Florida
			Persons per square mile		
			2000	3,292.0	296.4
			2010	3,347.5	350.6
			2020	3,504.1	401.4
Households and Family Households			Residence 1 Year Ago		
Pinellas County		Florida	Persons aged 1 and over	Pinellas County	Florida
Total households, 2000 Census	414,974	6,338,075	Same house	84.4%	84.5%
Family households, 2000 Census	243,339	4,210,760	Different house in the U.S.	15.0%	14.4%
% with own children under 18	37.7%	42.3%	Same county in Florida	9.5%	8.5%
Total households, 2010 Census	415,876	7,420,802	Different county in Florida	2.2%	3.1%
Family households, 2010 Census	234,268	4,835,475	Different county in another state	3.3%	2.8%
% with own children under 18	35.3%	40.0%	Abroad	0.6%	1.1%
Average Household Size, 2010 Census	2.16	2.48			
Average Family Size, 2010 Census	2.79	3.01			

According to Census definitions, a household includes all of the people who occupy a housing unit. The occupants may be a single family, one person living alone, two or more families living together, or any other group of related or unrelated people who share living quarters. A family includes a householder and one or more other people living in the same household who are related to the householder by birth, marriage, or adoption.  
Census counts may be corrected for Census Count Question Resolution (CCQR).

## Employment and Labor Force

Establishments 2020 preliminary	Pinellas County	Florida	Establishments % of All Industries, 2020 preliminary	Pinellas County	Florida
All industries	36,169	763,477	All industries	36,169	763,477
Natural Resource & Mining	53	5,511	Natural Resource & Mining	0.1%	0.7%
Construction	3,366	77,530	Construction	9.3%	10.2%
Manufacturing	1,330	21,812	Manufacturing	3.7%	2.9%
Trade, Transportation and Utilities	6,312	145,824	Trade, Transportation and Utilities	17.5%	19.1%
Information	606	13,452	Information	1.7%	1.8%
Financial Activities	4,351	83,894	Financial Activities	12.0%	11.0%
Professional & Business Services	8,998	187,325	Professional & Business Services	24.9%	24.5%
Education & Health Services	4,468	87,735	Education & Health Services	12.4%	11.5%
Leisure and Hospitality	3,305	60,978	Leisure and Hospitality	9.1%	8.0%
Other Services	2,805	56,376	Other Services	7.8%	7.4%
Government	180	5,894	Government	0.5%	0.8%
<b>Average Annual Employment</b>			<b>Average Annual Wage</b>		
<b>% of All Industries, 2020 preliminary</b>			<b>2020 preliminary</b>		
All industries	421,276	8,452,413	All industries	\$54,708	\$55,845
Natural Resource & Mining	0.0%	0.8%	Natural Resource & Mining	\$45,503	\$37,711
Construction	5.9%	6.7%	Construction	\$54,035	\$55,884
Manufacturing	7.7%	4.5%	Manufacturing	\$70,437	\$66,740
Trade, Transportation and Utilities	17.3%	20.6%	Trade, Transportation and Utilities	\$45,460	\$49,378
Information	1.5%	1.5%	Information	\$73,422	\$93,327
Financial Activities	17.0%	6.9%	Financial Activities	\$77,718	\$84,238
Professional & Business Services	17.6%	16.1%	Professional & Business Services	\$65,731	\$68,201
Education & Health Services	11.7%	15.3%	Education & Health Services	\$55,152	\$55,093
Leisure and Hospitality	3.1%	11.9%	Leisure and Hospitality	\$25,745	\$45,092
Other Services	10.3%	3.0%	Other Services	\$41,876	\$41,146
Government		12.5%	Government	\$56,593	\$58,795

Industries may not add to the total due to confidentiality and unclassified.

Labor Force as Percent of Population  
Aged 18 and Older

	Pinellas County	Florida	Unemployment Rate	Pinellas County	Florida
1990	60.6%	64.5%	1990	4.8%	6.2%
2000	63.9%	64.2%	2000	3.3%	3.8%
2010	61.7%	61.8%	2010	10.8%	10.8%
2020	59.1%	58.8%	2020	7.1%	3.3%

## Income and Financial Health

Personal Income (\$000s)	Pinellas County	Florida	Per Capita Personal Income	Pinellas County	Florida
1990	\$18,163,437	\$257,571,430	1990	\$21,215	\$19,763
2000	\$29,848,128	\$472,238,563	2000	\$32,368	\$29,428
2010	\$38,272,377	\$725,074,023	2010	\$41,763	\$38,475
2011	\$39,909,943	\$764,633,664	2011	\$43,453	\$40,131
% change 2010-11	4.3%	5.5%	% change 2010-11	4.0%	4.3%
2012	\$39,919,979	\$793,428,830	2012	\$43,314	\$41,115
% change 2011-12	0.0%	3.8%	% change 2011-12	-0.3%	2.5%
2013	\$40,296,700	\$795,425,004	2013	\$43,404	\$40,696
% change 2012-13	0.9%	0.3%	% change 2012-13	0.2%	-1.0%
2014	\$43,208,348	\$856,161,773	2014	\$46,143	\$43,140
% change 2013-14	7.2%	7.6%	% change 2013-14	6.3%	6.0%
2015	\$45,692,755	\$914,928,403	2015	\$48,247	\$45,273
% change 2014-15	5.7%	6.9%	% change 2014-15	4.6%	4.9%
2016	\$47,088,953	\$949,717,988	2016	\$49,057	\$46,073
% change 2015-16	3.1%	3.8%	% change 2015-16	1.7%	1.8%
2017	\$49,882,382	\$1,016,818,999	2017	\$51,513	\$48,504
% change 2016-17	5.9%	7.1%	% change 2016-17	5.0%	5.3%
2018	\$52,313,463	\$1,082,702,187	2018	\$53,762	\$50,964
% change 2017-18	4.9%	6.5%	% change 2017-18	4.4%	5.1%
2019	\$54,216,585	\$1,125,984,012	2019	\$55,607	\$52,426
% change 2018-19	3.6%	4.0%	% change 2018-19	3.4%	2.9%
<b>Earnings by Place of Work (\$000s)</b>			<b>Median Income</b>		
1990	\$9,837,253	\$161,135,722	Median Household Income	\$54,090	\$55,660
2000	\$19,562,803	\$308,751,767	Median Family Income	\$72,411	\$67,414
2010	\$23,765,569	\$438,991,235			
2011	\$23,598,547	\$450,502,115	<b>Percent in Poverty, 2019</b>		
% change 2010-11	-0.7%	2.6%	All ages in poverty	11.4%	12.7%
2012	\$24,516,594	\$468,412,894	Under age 18 in poverty	14.9%	18.2%
% change 2011-12	3.9%	4.0%	Related children age 5-17 in families in poverty	14.4%	16.9%
2013	\$24,963,730	\$482,900,406			
% change 2012-13	1.8%	3.1%	<b>Personal Bankruptcy Filing Rate</b>		
2014	\$26,166,905	\$512,381,351	(per 1,000 population)		
% change 2013-14	4.6%	6.1%	12-Month Period Ending March 30, 2020	Pinellas County	Florida
2015	\$27,766,544	\$544,423,234	12-Month Period Ending March 30, 2021	2.02	2.05
% change 2014-15	6.1%	6.3%	State Rank	1.29	1.49
2016	\$28,890,426	\$568,848,341	NonBusiness Chapter 7 & Chapter 13	22	NA
% change 2015-16	4.0%	4.5%			
2017	\$29,998,805	\$602,210,803	<b>Workers Aged 16 and Over</b>		
% change 2016-17	3.8%	5.9%	Place of Work in Florida		
2018	\$31,664,194	\$639,710,580	Worked outside county of residence	Pinellas County	Florida
% change 2017-18	5.6%	6.2%	Travel Time to Work	13.3%	18.2%
2019	\$33,083,708	\$672,454,824	Mean travel time to work (minutes)	24.5	27.8
% change 2018-19	4.5%	5.1%			

## Reported County Government Revenues and Expenditures

Revenue 2018-19	Pinellas County	Florida*	Expenditures 2018-19	Pinellas County	Florida*
Total - All Revenue Account Codes (\$000s)	\$1,708,712.0	\$48,723,763.0	Total - All Expenditure Account Codes (\$000s)	\$1,571,891.98	\$44,233,424.76
Per Capita \$	\$1,747.07	\$2,407.55	Per Capita \$	\$1,607.18	\$2,185.67
% of Total	100.0%	100.0%	% of Total	100.0%	100.0%
Taxes (\$000s)	\$739,038.0	\$16,114,573.3	General Government Services** (\$000s)	\$280,108.90	\$7,462,947.96
Per Capita \$	\$755.63	\$796.26	Per Capita \$	\$286.40	\$368.76
% of Total	43.3%	33.1%	% of Total	17.8%	16.9%
Permits, Fee, and Special Assessments (\$000s)	\$32,155.1	\$2,274,184.8	Public Safety (\$000s)	\$560,223.07	\$10,847,409.29
Per Capita \$	\$32.88	\$112.37	Per Capita \$	\$572.80	\$535.99
% of Total	1.9%	4.7%	% of Total	35.6%	24.5%
Intergovernmental Revenues (\$000s)	\$138,414.8	\$5,241,885.1	Physical Environment (\$000s)	\$302,771.32	\$5,318,683.90
Per Capita \$	\$141.52	\$259.01	Per Capita \$	\$309.57	\$262.81
% of Total	8.1%	10.8%	% of Total	19.3%	12.0%
Charges for Services (\$000s)	\$612,488.7	\$14,324,919.1	Transportation (\$000s)	\$111,592.71	\$5,298,301.67
Per Capita \$	\$626.24	\$707.83	Per Capita \$	\$114.10	\$261.80
% of Total	35.8%	29.4%	% of Total	7.1%	12.0%
Judgments, Fines, and Forfeits (\$000s)	\$7,425.6	\$196,108.5	Economic Environment (\$000s)	\$105,927.94	\$1,655,038.81
Per Capita \$	\$7.59	\$9.69	Per Capita \$	\$108.31	\$81.78
% of Total	0.4%	0.4%	% of Total	6.7%	3.7%
Miscellaneous Revenues (\$000s)	\$109,691.7	\$1,713,370.3	Human Services (\$000s)	\$66,104.35	\$3,755,466.15
Per Capita \$	\$112.15	\$84.66	Per Capita \$	\$67.59	\$185.57
% of Total	6.4%	3.5%	% of Total	4.2%	8.5%
Other Sources (\$000s)	\$69,498.1	\$8,858,722.0	Culture / Recreation (\$000s)	\$34,397.89	\$1,814,978.48
Per Capita \$	\$71.06	\$437.73	Per Capita \$	\$35.17	\$89.68
% of Total	4.1%	18.2%	% of Total	2.2%	4.1%
			Other Uses and Non-Operating (\$000s)	\$41,658.61	\$7,163,763.98
			Per Capita \$	\$42.59	\$353.98
			% of Total	2.7%	16.2%
			Court-Related Expenditures (\$000s)	\$69,107.19	\$916,834.54
			Per Capita \$	\$70.66	\$45.30
			% of Total	4.4%	2.1%

\* All County Governments Except Duval - The consolidated City of Jacksonville / Duval County figures are included in municipal totals rather than county government totals.

\*\* (Not Court-Related)

## Quality of Life

Crime	Pinellas County	Florida
Crime rate, 2020 (index crimes per 100,000 population)	2,252.2	2,152.3
Admissions to prison FY 2019-20	1,086	21,276
Admissions to prison per 100,000 population FY 2019-20	110.4	98.5

## State Infrastructure

Transportation	Pinellas County	Florida
State Highway		
Centerline Miles	221.3	12,135.8
Lane Miles	1,081.0	45,111.7
State Bridges		
Number	187	7,079

## State Facilities

Buildings/Facilities (min. 300 Square Feet)		
Number	114	9,426
Square Footage	974,380	65,539,144

## Conservation Land (land acres only)

State-Owned (includes partially-owned)	13,649	5,478,547
% of Total Conservation Land (CL)	78.8%	51.8%
% of Total Area Land	7.8%	16.0%
% of Florida State-Owned CL	0.2%	
State-Managed	1,413	5,627,174
% of Total Conservation Land (CL)	8.2%	53.2%
% of Total Area Land	0.8%	16.4%
% of Florida State-Managed CL	0.0%	

## Health Insurance Status

Percent Insured by Age Group	Pinellas County	Florida
Under 65 years	84.6%	83.6%
Under 19 years	93.0%	92.4%
18 to 64 years	82.3%	80.6%

## State and Local Taxation

2020 Ad Valorem Millage Rates	Pinellas County	Florida
County-Wide	5.2755	1.6965
School	6.4270	
Municipal		4.0331
Special Districts	1.2635	0.9753

\*MSTU included in Not County-Wide "County" category

## Education

Public Education Schools	Pinellas County	Florida
Traditional Setting (2020-21)		
Total (state total includes special districts)	147	3,744
Elementary	78	1,883
Middle	19	573
Senior High	28	715
Combination	22	573
Educational attainment		
Persons aged 25 and older		
% HS graduate or higher	91.3%	88.2%
% bachelor's degree or higher	31.7%	29.9%

Prepared by:  
Florida Legislature  
Office of Economic and Demographic Research  
111 W. Madison Street, Suite 574  
Tallahassee, FL 32399-6588  
(850) 487-1402 <http://edr.state.fl.us>



August 2021



## Trust and Agency Accounts, Purposes, and Balances

Account Number	Account Name	Account Purpose	Account Balance @ 08/31/21
<b>Air Quality</b>			
2290700	Pollution Recovery - Utility	To account for the receipt of monies recovered as a result of actions against environmental pollution violators pursuant to County Code Section 58-33. The funds are to be used for mitigating the impact of damage resulting from violations of ordinances, rules or regulations adopted by the Board pertaining to the regulation of the air, water, soil, noise, natural resources, and animal and plant life of the county. Other uses may include acquiring, protecting, restoring and maintaining land for the purpose of creating or enhancing habitats having unique or significant ecological value, purchasing plants for placement on and constructing capital improvements on public properties, including providing for their maintenance, or other expenditures that further the purpose of the program.	238,965.39
2290701	Pollution Recovery - Federal - DEM	[see account 2290700]	769,358.96
2293300	Air Pollution Recovery Trust Fund	To account for the receipt of funds related to fines and penalties imposed as a result of County enforcement actions taken against violators of air quality standards. The funds are to be used only for air pollution control programs relating to the control of emissions, air quality monitoring, facility inspections, and other such purposes consistent with the requirements under County Code Section 58-92(b) and 58-96 and F.S. 403.165.	1,464,350.94
<b>Court-Related Fees</b>			
2290009	Teen Court	To account for the receipt of funds related to the \$3.00 court cost assessed to individuals who violate a state criminal statute or county ordinance or who pays a fine or civil penalty for any violation of F.S. Chapter 316. Assessment of this fee is pursuant to F.S. 938.19 and funds are to be used only towards the operation and administration of the Teen Court program.	35,160.28
<b>Donations</b>			
2290013	Youth Advisory Committee	To account for monies received from outside donations or contributions towards funding eligible expenses incurred by the Youth Advisory Committee.	1,241.49
2290201	Donations - Heritage Village	To account for monies received from outside donations or contributions related to the Heritage Village.	69,709.57
2290202	Donations - Weedon Island	To account for monies received from outside donations or contributions related to Weedon Island Preserve Cultural & Natural History Center.	12,472.94
2290203	Donations - Brooker Creek	To account for monies received from outside donations or contributions related to Brooker Creek Preserve Environmental Education Center.	41,640.00
2290205	Donations - Friendship Trail	To account for monies received from outside donations or contributions related to the Friendship Trail.	142.37
2290207	Donations - Turner Bungalow	To account for monies received from outside donations or contributions related to the Turner Bungalow.	34,124.00
2290208	Donations - PCR - Direct Donations	To account for monies received from outside donations or contributions for miscellaneous purposes related to Parks and Conservation Resources programs.	89,326.82
2290209	Donations - Pinellas Trail Inc.	To account for monies received from outside donations or contributions related to the Pinellas Trail.	11,619.46
2290220	Donations - Personal - Employee Art	To account for monies received from outside donations or contributions related to the Colors of Pinellas Employee Art Show and Exhibit. The funds are typically used towards cash prizes awarded to participants in the art exhibit.	10,448.50
2290221	Donations - Law Libraries	To account for monies received from outside donations or contributions related to funding the County's law library.	13,487.27

## Trust and Agency Accounts, Purposes, and Balances

Account Number	Account Name	Account Purpose	Account Balance @ 08/31/21
2290222	Donations - PD Jail Diversion	Receipts of funds are primarily via cashier's checks or money orders made payable to the Public Defender's Office in connection with the Redwood Apartments. Funds are disbursed to purchase household type items (food, utensils, linens, cleaning products, small housewares, etc.) procured by or for the apartments.	75,469.54
2290224	Donations - 4H Club	To account for monies donated from the Pinellas County 4H Association. Funds used to support a County '4-H Youth Mentor' position.	2,186.94
2290225	Donations - Pinellas County Care	To account for monies received from outside donations or contributions related to funding the County's Care Fund.	7,137.11
2290250	Corporate Sponsorships	To account for monies resulting from corporate sponsorship program.	9,700.00
<b>Performance Bonds / Refundable Deposits</b>			
2200100	Bonds	To account for funds received from vendors who have contracted with the County to provide services, typically construction related, and where the underlying agreement requires the deposit of a performance bond, which ensures payment to the County in the event the contractor fails to perform under the contract agreement. Funds are returned to the contractor upon satisfactory completion of the contractual obligations.	1,127,750.71
2200200	Refundable Deposits	To account for funds received from vendors or contractors pursuant to agreement or County policy whereby the monies are temporarily held pending satisfactory completion of specific conditions upon which funds are returned to the depositor.	11,000.00
<b>Sheriff</b>			
2291101	Sheriff/Law Enforcement-Federal Asset	To account for monies received from the Pinellas County Sheriff relative to seized or forfeited property pursuant to F.S. 932.7055. Proceeds shall be used for school resource officer, crime prevention, safe neighborhood, drug abuse education and prevention programs, or for other law enforcement purposes, which include defraying the cost of protracted or complex investigations, providing additional equipment or expertise, purchasing automated external defibrillators for use in law enforcement vehicles, and providing matching funds to obtain federal grants. The proceeds and interest may not be used to meet normal operating expenses of the law enforcement agency.	252,121.10
2291112	Sheriff/Law Enforcement - Sale of Seized Assets	[see account 291101]	9,679.63
2291122	Sheriff/Law Enforcement - Seized Investments	[see account 291101]	101,043.15
2292400	Pol Stnds Cncl Fee-Tr-CCC	To account for monies received by the Board from the Clerk for distribution to the Pinellas Police Standards Council.	11,326.31
<b>Other</b>			
2290003	NFHTA Reg Fr Lend Trn Cnt	Revenue received from National Fair Housing Training Academy to offset expenses for marketing/advertising the NFHTA seminar in May 2010.	7,600.37
2290006	Joint State/County Educational Program	To account for the receipt of funds received from external programs within the purview of the Cooperative Extension function. Proceeds to be used towards funding 'qualified expenditures' to be appropriated within the Cooperative Extension's budget.	4,444.43

## Trust and Agency Accounts, Purposes, and Balances

Account Number	Account Name	Account Purpose	Account Balance @ 08/31/21
2292100	P.H. Public Safety Construction Fee	To account for the processing of public safety permit fees collected by the Development Review Services Department which are subsequently remitted to the Palm Harbor Fire Control District as impact fees. The funds are initially receipted as credits to liability account 2292100. At each month-end a payables transaction is processed to debit the account with a corresponding credit to the Due to Other Governments Account (2080001) in order to create the appropriate accrual. Upon payment to the Fire Control District, the credit balance in 2080001 is cleared (zeroed out).	1,084.89
2292101	East Lake Tarpon Fire Public Safety Construction Fee	To account for the impact fees in the East Lake Tarpon Special Fire Control District, imposed in compliance with Section 163.31801, Florida Statutes.	38.71
2293200	Navigational Advertising - Water and Navigation Deposit Account Fees	Research underway to determine purpose of this account and eligible uses of remaining balance.	3,927.06
<b>GRAND TOTAL</b>			<b>4,416,557.94</b>





User Fees Summary Of Changes					
Modification	FY21 Fee	Adopted FY22 Fee	Net Revenue Impact	Reason for Change or Addition	Change in Fee
<b>All Departments</b> New - III. Credit Card Convenience Charge		Actual Cost per Vendor Agreement	\$0.00	Disclose convenience charge assessed where credit card transactions are processed by third-party vendor. Charge is imposed by the vendor based on negotiated contractual rate and paid directly to the vendor.	0.0%
<b>Total All Departments</b>			<b>\$0.00</b>		
<b>Administrative Services - Facilities and Real Property</b> Remove - I. Petition to Vacate		\$750.00 Plus Actual Cost of Legal Advertising and Clerk of Court Fees	\$0.00	Being moved to the Development Review Services User Fee Schedule.	0.0%
Remove - II. Release of Property Interest		\$750.00 Plus Actual Cost of Legal Advertising and Clerk of Court Fees	\$0.00	Being moved to the Development Review Services User Fee Schedule.	0.0%
Change - Update the roman numeral from III to I.			\$0.00	This will now be the only fee reflected on the Real Estate Management User Fee Schedule.	0.0%
<b>Administrative Services - Facilities and Real Property</b>			<b>\$0.00</b>		
<b>Airport</b> Change - Short Term Daily Parking Maximum Rate	\$18.00	\$24.00	\$0.00	To deter passengers from utilizing the short-term parking lot instead of the long-term parking lot. No change in revenue is anticipated from the rate increase.	0.0%
<b>Total Airport</b>			<b>\$0.00</b>		
<b>Animal Services</b> Change - the number sequence for Fee VI – Licenses	(a) Incentive	(b) Incentive	\$0.00	correct the letter sequence from FY21	0.0%
<b>Total Animal Services</b>			<b>\$0.00</b>		

User Fees Summary Of Changes					
Modification	FY21 Fee	Adopted FY22 Fee	Net Revenue Impact	Reason for Change or Addition	Change in Fee
<b>Building and Development Review Services</b> Change - Unincorporated Pinellas County Only A permit is not required where the valuation does not exceed \$500.00, unless an inspection is necessary, in which case there shall be a minimum fee for single trade, single trip inspection permit as described below.  No building permit is required for fences of chain link, vinyl or wood 6" or less in height, paving, Driveways, flatwork, work of a strictly cosmetic nature (painting, wallpapering, trim, kitchen cabinets, etc.), but may require Zoning Clearance, Environmental/Habitat and Regulatory Services/Right of way permits.  See Chapter 1, Scope and Administration, of the Florida Building Code with Pinellas County Amendments for more information.  Building Permit fee shall be as the Pinellas County Published Fees schedule.	\$0.00	\$0.00	\$0.00	Clarified fee schedule and how fees are calculated.	0.0%
New - Building Permit fee shall be as the Pinellas County Published Fees schedule.  •Permit fees shall be based on the valuation of the proposed work unless listed in the schedule. The valuation shall include all labor and materials cost for all trades as stated on the permit application and/or executed construction contract. "Final building permit valuation shall be set by the building official" per FBC109.3  •The permit fees for new construction shall be based on the submitted cost but not less than the latest building valuation data published by the International Code Council ( <a href="http://www.iccsafe.org/building-safety-journal/bsj-technical/building-valuation-data">www.iccsafe.org/building-safety-journal/bsj-technical/building-valuation-data</a> ) based on the gross work area for all new constructions and additions. For 1 and 2 Family Dwellings, Interior unconditioned, open and covered exterior spaces (garage, attic, porches) will be calculated as Utility Occupancy of permit cost.	\$0.00	\$0.00	\$0.00	Clarified fee schedule and how fees are calculated.	0.0%
•The permit fees for shell building construction shall be based on the submitted construction cost but not less than the latest 60% of the building valuation data published by the International Code Council based on the gross work area.  •The permit fees for interior and exterior remodels, rehabs, and repairs shall be based on the submitted cost but not less than the 40% of the latest building valuation data published by the International Code Council based on the gross work area.					
New - •Minimum permit fees shall be \$100.00 per required trade inspection regardless of value unless listed in schedule.  •All building permit are subject to the Florida Building Permit Surcharges FS 553 and FS 468 (2.5% of permit fees value or \$4.00 minimum) and a Technology Fee as per schedule (XIV.12)	\$0.00	\$0.00	\$0.00	Clarified fee schedule and how fees are calculated.	0.0%
New - All permits subject to DRS Fees, Zoning, Habitat, Right of Way, Utilities, Site Plan, Impacts. See DRS Fee Schedule for more information.	\$0.00	\$0.00	\$0.00	Clarified fee schedule and how fees are calculated.	0.0%
Remove - 2. Economy Permit Fee - Routine building maintenance work. Water Heater Replacement, T.U.G. Inspections, Water Conditioner Replacement, Water Service/Sewer Replacement, LPG Change of Supplier, & Gas Appliance Replacement.	\$75.00	\$0.00	\$0.00	Remove all permit types are in fee schedule. This simplifies the schedule.	-100.0%

User Fees Summary Of Changes					
Modification	FY21 Fee	Adopted FY22 Fee	Net Revenue Impact	Reason for Change or Addition	Change in Fee
Change - Plan Review Commercial	\$0.00	25% of permit fee; Min. \$125.00	\$8,680.00	Clarified how this was being charged. See new line 3 add	100.0%
Change - Plan Review Residential	\$0.00	25% of permit fee; Min. \$125.00	\$0.00	Clarified how this was being charged. See new line 3 below.	100.0%
New - 3. Plan Review Revisions and Supplements, Residential and Commercial	\$0.00	\$50.00 First page; \$15.00 each add page	\$0.00	Clarified how this was being charged. Reflects actual cost of work.	100.0%
Remove - 4. Reserved	\$0.00	\$0.00	\$0.00		0.0%
Change - Residential	\$0.00	\$400.00	\$0.00	Simplify Schedule Reflects true cost.	100.0%
Remove - 0 - 2,000 ft2	\$280.00	\$0.00	\$0.00	Simplify Schedule	-100.0%
Remove - 2,001 - 5,000 ft2	\$440.00	\$0.00	\$0.00	Simplify Schedule	-100.0%
Remove - 5,001 - 10,000 ft2	\$715.00	\$0.00	\$0.00	Simplify Schedule	-100.0%
Remove - 10,001 ft2 - Above	Add'l 50% of Plan Review	\$0.00	\$0.00	Simplify Schedule	-100.0%
Remove - 0 - 2,000 ft2	\$280.00	\$0.00	\$0.00	Simplify Schedule	-100.0%
Change - 0-5,000 SQFT	\$0.00	\$500.00	\$0.00	Simplify Schedule Reflects true cost.	100.0%
Remove - 5,001 - 10,000 ft2	\$715.00	\$0.00	\$0.00	Simplify Schedule	-100.0%
Change - 5,001 SQFT - Above	\$0.00	Additional 50% of Plan Review; Minimum \$500.00	\$0.00	Simplify Schedule Reflects true cost.	100.0%
Change - Building Code Site Plan Review (excluding 1 & 2 Family Detached on Single Lots)	\$48.00	\$125.00	\$0.00	In line with minimum plan review fee of \$125.00 per fee schedule.	160.4%
Remove - 9. Other Structures - Walkthrough (Screen Room, Raised Slab, Shed)	\$62.00	\$0.00	\$0.00	Simplify Schedule, Fee moved to be included with permit.	-100.0%
Remove - 10. Antenna Co-Locates (Plan Review for Structural Analysis)	\$88.00	\$0.00	\$0.00	Simplify Schedule, Fee moved to be included with permit.	-100.0%
New - 1. Residential Buildings - 1 and 2 Family and accessory structures valuation up to \$600,000 - Includes Building, Electric (includes saw pole or power pole), Plumbing, Mechanical, and Plan Review. \$100.00 minimum per required inspection. \$125.00 Minimum Plan Review	\$0.00	\$11.00 per \$1,000.00; Minimum \$100.00 per inspection	\$0.00	Change to value based permitting. Makes consistent with commercial and simplifies fee matrix as recommended by Inspector General. Minimum fee statement clarifies how minimum fees are calculated.	100.0%
New - 2. 1 and 2 family valuation over \$600,000 - Includes Building, Electric, Plumbing, Mechanical, and Plan Review. \$100.00 minimum per required inspection. \$125.00 Minimum Plan Review	\$0.00	\$8.00 per \$1,000.00; Minimum \$100.00 per inspection	\$0.00	Change to value based permitting. Makes consistent with commercial and simplifies fee matrix as recommended by Inspector General. Minimum fee statement clarifies how minimum fees are calculated.	100.0%
New - 3. Commercial Buildings valuation up to \$1 million - Includes Building, Electric, Plumbing, Mechanical, and Plan Review. \$100.00 minimum per required inspection \$125.00 Minium Plan Review	\$0.00	\$8.25 per \$1,000.00; Minimum \$100.00 per inspection	\$22,790.00	Increase per fee study, fee statement clarifies how minimum fees are calculated.	100.0%
New - 4. Commercial Buildings valuation portion over \$1 million - Includes Building, Electric, Plumbing, Mechanical, and Plan Review \$100.00 minimum per required inspection \$125.00 Min Plan Review	\$0.00	\$7.25 per \$1,000.00; Minimum \$100.00 per inspection	\$0.00	Increase per fee study, fee statement clarifies how minimum fees are calculated.	100.0%
New - Permit Revisions and Supplements, Residential and Commercial	\$0.00	Value base per Schedule or \$100.00 min per additional trade inspection	\$0.00	Clarified how this was being charged.	100.0%
Change - a. Domestic Water Heating - Each (includes Building, Plan Review, Plumbing & Electric)	\$290.00	\$320.00	\$0.00	Reflects true cost three trade inspections and plan review. (note this is actually a discount fee, a fully loaded fee would be plan review at \$125.00 and three inspections at \$100.00 each for a total of \$450.00)	10.3%

User Fees Summary Of Changes					
Modification	FY21 Fee	Adopted FY22 Fee	Net Revenue Impact	Reason for Change or Addition	Change in Fee
Change - b. Photovoltaic Systems - Each (includes Building, Plan Review & Electric)	\$0.00	\$225.00	\$6,000.00	Reflects true cost two trade inspections and plan review. (note this is actually a discount fee, a fully loaded fee would be plan review at \$125.00 and two inspections at \$100.00 each for a total of \$350.00)	100.0%
Change - c. Pool/Spa Heating System - Each (includes Building, Plan Review & Electric)	\$0.00	\$225.00	\$360.00	Reflects true cost two trade inspections and plan review. (note this is actually a discount fee, a fully loaded fee would be plan review at \$125.00 and two inspections at \$100.00 each for a total of \$350.00)	100.0%
Change - d. Space Heating - Each (includes Building, Plan Review, Mechanical, Plumbing & Electric)	\$0.00	\$425.00	\$0.00	Reflects true cost four trade inspections and plan review. (note this is actually a discount fee, a fully loaded fee would be plan review at \$125.00 and four inspections at \$100.00 each for a total of \$550.00)	100.0%
Change - a. Spa, Swimming Pool and Hot Tubs, with Deck. Includes Building, Electric and Plans Review fee. Up to \$40,000.00 value.	\$0.00	\$525.00	\$5,400.00	Simplify Schedule. \$125 Plan review added. Increase per fee study. (note this is actually a discount fee, a fully loaded fee would be plan review at \$125.00 and five to six inspections at \$100.00 each for a total of \$625.00 to \$725.00)	100.0%
Change - b. Spa, Swimming Pool and Hot Tubs - additional value exceeding \$40,000.00. Add to fee above at III.6.a.	\$5.00 per \$1,000.00	\$5.50 per \$1,000.00	\$0.00	Increase per fee study	10.0%
Change - 7. Early Start Permit (Interior work prior to first required inspection - See separate policy for instructions and limitations.)	\$0.00	\$160.00	\$0.00	Simplify Schedule / Fees Averaged	100.0%
Remove - a. 0 - 10,000 ft2	\$100.00	\$0.00	\$0.00	Simplify Schedule / Fees Averaged	-100.0%
Remove - b. 10,001 - 50,000 ft2	\$160.00	\$0.00	\$0.00	Simplify Schedule / Fees Averaged	-100.0%
Remove - c. 50,001 ft2 - Above	\$220.00	\$0.00	\$0.00	Simplify Schedule / Fees Averaged	-100.0%
Remove - Express Permits (On-Line)	\$0.00	\$0.00	\$0.00	Not fee items	0.0%
Remove - <a href="http://www.pinellascounty.org/build/permitting.htm">http://www.pinellascounty.org/build/permitting.htm</a>	\$0.00	\$0.00	\$0.00	Not fee items	0.0%
Change - NOTE: Additional fees shall apply for work performed beyond the scope of the Building contractor's license (e.g. electrical, mechanical, plumbing). Fees shall be calculated on the gross value of the work per III 1-4 or as listed below. Minimum fee if not listed is \$100 per required inspection and \$125.00 Min Plan Review if applicable.	\$0.00	\$0.00	\$0.00	Clarified how fees are calculated.	0.0%
Change - Shell building construction shall be based on the submitted cost but not less than the latest 60% of the building valuation data published by the International Code Congress based on the gross work area. Includes Building, Electric, Plumbing, Mechanical, and Plan Review as applicable. \$100.00 min per required inspection \$125.00 Min Plan Review	\$0.00	See Text	\$0.00	Clarified how this fee is calculated.	0.0%
Remove - 2. Phased construction. Per phase, per floor. At Owner/Contractor's own risk, jointly and severally.	22.5% of standard permit fee.	\$0.00	\$0.00	Redundant fee	-100.0%
Change - Threshold Building (Charged on all buildings that meet State of Florida definition of a threshold building).	\$0.00	Additional 20 % of standard permit fee.	\$0.00	Clarified how this was being charged. Increase to be in line with flood.	100.0%
Change - Antenna Co Locate (no electric); Includes Plan Review	\$0.00	\$225.00	\$0.00	Simplify Schedule, includes plan review increase per fee study, reflects actual cost.	100.0%
Change - 2. Aluminum Structures with out slab/footers: Screen room, Pool Cage, porch, carport; Includes Plan Review.	\$0.00	\$235.00 plus \$1.00 per \$1,000.00 value	\$3,000.00	Simplify Schedule, includes plan review increase per fee study, better reflects actual cost.	100.0%
Remove - 3. Aluminum Structures	\$6.25 per \$1,000.00	\$0.00	\$0.00	Redundant fee	-100.0%
Change - 3. Aluminum Structures with slab/footers: Screen room, Pool Cage, porch, carport; Includes Plan Review	\$0.00	\$300.00 plus \$1.00 per \$1,000.00 value	\$4,450.00	Simplify Schedule, includes plan review increase per fee study,	100.0%

User Fees Summary Of Changes					
Modification	FY21 Fee	Adopted FY22 Fee	Net Revenue Impact	Reason for Change or Addition	Change in Fee
Change - Construction Trailer or Sales Trailer includes all trades and plan review.	\$0.00	\$400.00	\$0.00	Simplify Schedule, includes plan review. Includes all trades, increase per fee study, better reflects actual cost.	100.0%
Change - a. Commercial Demolition Permit includes all trades and review as needed.	\$0.00	\$200.00	\$2,340.00	Simplify Schedule; averages all cost of permits; includes plan review.	100.0%
Change - b. Residential Demolition Permit	\$0.00	\$150.00	\$1,440.00	Simplify Schedule; averages all cost of permits; includes plan review.	100.0%
Remove - a. Complete Building - includes Plumbing	\$135.00	\$0.00	\$0.00	Simplify Schedule; Fee was redundant; fee was split Commercial/Residential	-100.0%
Remove - b. Complete Building - less Plumbing	\$100.00	\$0.00	\$0.00	Simplify Schedule; Fee was redundant; fee was split Commercial/Residential	-100.0%
Remove - c. Interior - includes Plumbing	\$135.00	\$0.00	\$0.00	Simplify Schedule; Fee was redundant; fee was split Commercial/Residential	-100.0%
Remove - d. Interior - less Plumbing	\$100.00	\$0.00	\$0.00	Simplify Schedule; Fee was redundant; fee was split Commercial/Residential	-100.0%
Remove - f. Other Structures - less Plumbing	\$100.00	\$0.00	\$0.00	Simplify Schedule; Fee was redundant; cost averaged fee in other demolition permits	-100.0%
Change - Damage pre-permit inspection, Fire or Structural (Includes Building and Electric Trade sections).	\$0.00	\$170.00	\$780.00	Reflects true cost; 2 inspections at \$100.00 each	100.0%
Change - Inspection Fee for Municipal Interlocal Agreement (or as per Agreement)	\$70.00 Each	\$100.00	\$21,000.00	Reflects true cost; minimum inspection fee of \$100.00 per schedule	42.9%
Change - Local Regulation Review Fee with plans (contract communities)	\$70.00 Each	\$125.00	\$1,210.00	In line with minimum plan review fee of \$125.00 per fee schedule.	78.6%
Change - Local Regulation Commercial Site Plan Review	\$394.00 Each	\$125.00	\$0.00	In line with minimum plan review fee of \$125.00 per fee schedule.	-68.3%
Change - Mobile Home on lot setup. Includes all trades and plan review.	\$0.00	\$650.00	(\$5,670.00)	Simplify Schedule; includes plan review; better reflects actual cost. (Old rate was composite \$125.00 Plan Review, \$173.00 Building, and \$135.00 for MEPs. Total permit would be \$703.00)	100.0%
Remove - 12. Move Building Only (In addition to and after pre-move inspections)	\$173.00 Each	\$0.00	\$0.00	Redundant Fee; combined with fee below.	-100.0%
Change - Move Building Per-Inspections with in Pinellas County Only. An additional/supplant permit will be required for foundation and building set as per fee schedule.	\$0.00	\$300.00	\$0.00	Simplify Schedule; better reflects actual cost.	100.0%
Change - Reroof – Residential or Commercial - 1st 20 Squares *	\$150.00	\$155.00	\$23,920.00	Increase per fee study (note this is actually a discount fee, a fully loaded fee would be two inspections at \$100.00 each for a total of \$200.00).	3.3%
Change - Reroof - Residential or Commercial - Each additional square	\$1.00	\$1.50 each add square	\$2,500.00	Increase per fee study	50.0%

User Fees Summary Of Changes					
Modification	FY21 Fee	Adopted FY22 Fee	Net Revenue Impact	Reason for Change or Addition	Change in Fee
New - 16. Reroof Metal/Alum Roof Over-- Residential or Commercial - 1st 20 Squares Included Plan Review	\$0.00	\$220.00	\$2,800.00	Includes plan review, better reflects actual cost (note this is actually a discount fee, a fully loaded fee would be plan review at \$125.00 and two inspections at \$100.00 each for a total of \$325.00).	100.0%
New - 17. Reroof Metal/Alum Roof Over- Residential or Commercial - Each additional Squares	\$0.00	\$1.50 each add square	\$100.00	In line with existing fee; increases as new fee.	100.0%
Change - Retaining Walls, Masonry Walls, Seawalls; Includes plan review	\$0.00	\$285.00 plus \$0.25 per. Lin. Ft.	\$0.00	Simplify Schedule; includes plan review; increase due to fee study; better reflects actual cost.	100.0%
Remove - 18. Seawalls	\$0.87 per Lin. Ft.; \$157.00 Min.	\$0.00	\$0.00	Simplify Schedule; included with Retaining Walls fee item.	-100.0%
Change - a. Signs (Billboard, Pylon, or Pole Signs) no Electrical; Includes plan review	\$0.00	\$300.00	\$110.00	Increase due to fee study; better reflects actual cost; Clarified Fee (cost break down plan review \$125, two inspections \$100 each, Total \$325)	100.0%
Change - b. Signs (Billboard, Pylon, or Pole Signs) Includes Electrical and plan review	\$0.00	\$400.00	\$0.00	Simplify Schedule; better reflects actual cost; Clarified Fee	100.0%
Change - c. Signs (Wall) no Electrical; Includes plan review	\$0.00	\$220.00	(\$1,210.00)	Increase due to fee study; better reflects actual cost; Clarified Fee	100.0%
Change - b. Signs (Wall) Includes Electrical and plan review	\$0.00	\$320.00	\$0.00	Simplify Schedule; better reflects actual cost; Clarified Fee (actual \$125 plan review, two inspections @ \$100 = \$325)	100.0%
Change - 11. Vinyl Siding, Soffit & Fascia, Stucco over frame	\$0.00	\$135.00	\$60.00	Simplify Schedule; increase due to fee study; better reflects actual cost	100.0%
Remove - 22. Stucco over frame. No permit required if siding or stucco is less than 500 square feet.	\$184.00	\$0.00	\$0.00	Simplify Schedule; combined with item above	-100.0%
Remove - 23. Structures - Other	\$0.00	\$0.00	\$0.00	Simplify Schedule; Fee was redundant with Aluminum Structures.	0.0%
Remove - a. Screen Rooms - Single Inspection	\$100.00	\$0.00	\$0.00	Simplify Schedule; Fee was redundant with Aluminum Structures.	-100.0%
Remove - b. Screen Rooms - Two Inspections	\$130.00	\$0.00	\$0.00	Simplify Schedule; Fee was redundant with Aluminum Structures.	-100.0%
Remove - c. Raised Slab	\$125.00	\$0.00	\$0.00	Remove Fee	-100.0%
Change - 12. Shed Detached, (Building Permit Not Required for One-story detached accessory structures used as tool and storage sheds, playhouses, gazebo, pergolas, and similar uses, provided the floor area does not exceed 100 square feet (11 m2). May require Zoning/Habitat Permit )	\$0.00	\$0.00	\$0.00	Clarified fee schedule and how fees are calculated.	0.0%
Change - Frame Built on site - Shell Only (Max 3 Inspection trips); Includes plan review	\$0.00	\$355.00	\$0.00	Increase due to fee study; includes plan review; (note this is actually a discount fee, a fully loaded fee would be plan review at \$125.00 and three inspections at \$100.00 each for a total of \$450.00)	100.0%
Change - Prefab Shed; Includes plan review	\$0.00	\$165.00	\$300.00	Simplify Schedule; increase due to fee study; better reflects actual cost, (note this is actually a discount fee, a fully loaded fee would be plan review at \$125.00 and one or two inspections at \$100.00 each for a total of \$225.00 to \$325.00)	100.0%
Remove - c. Prefab tie-downs only (1 Inspection Trip)	\$100.00	\$0.00	\$0.00	Simplify Schedule; combined with item above	-100.0%

User Fees Summary Of Changes					
Modification	FY21 Fee	Adopted FY22 Fee	Net Revenue Impact	Reason for Change or Addition	Change in Fee
Remove - 25. Tanks (All Types, including Gas and Oils) (550 Gallons and Over above ground, 110 gallons and over underground) No Building Services permits required for tank removal.	\$119.00 Each	\$0.00	\$0.00	Simplify Schedule	-100.0%
Change -Tents; includes plan review	\$0.00	\$145.00	\$800.00	Simplify Schedule; includes plan review	100.0%
Change - Each additional tent within 100 Ft	\$0.00	\$45.00	\$0.00	Simplify Schedule; includes plan review	100.0%
Remove - 28. Tent Review (Tents with enclosed sides or that have travel distance or number of occupants that require more than one exit)	\$28.00 per tent reviewed	\$0.00	\$0.00	Simplify Schedule; Fee was redundant; included in all tents item	-100.0%
Change - Windows, Doors, shutters, Garage doors residential or commercial; includes plan Review	\$0.00	\$0.00	\$0.00	Clarified language	0.0%
Change - a. Up to 20 Openings (For Electric shutters add \$100.00)	\$0.00	\$140.00 per 20	\$23,080.00	Increase due to fee study (note this is actually a discount fee, a fully loaded fee would be plan review at \$125.00 and one inspections at \$100.00 each for a total of \$225.00).	100.0%
Change - NOTE: Additional fees shall apply for work performed beyond the scope of the electrical contractor's license (e.g. mechanical, plumbing). Fees shall be calculated on the gross value of the work per III 1-4 or as listed below. Minimum fee, if not listed, is \$100 per required inspection and \$125.00 Minimum Plan Review (if applicable).	\$0.00	\$100.00	\$0.00	Statement clarifies how minimum fees are calculated and plan review if needed.	100.0%
Change - 1. Temporary Underground Service (T.U.G.) and Pre-Power Inspections Commercial and Residential	\$0.00	\$100.00	\$0.00	Clarifies text	100.0%
Change - Commercial Alarm System and/or Low Voltage; includes Plan review	\$0.00	\$275.00	\$1,800.00	Includes plan review; simplified fixed fee; better reflects actual cost.	100.0%
Remove - 3. Residential Alarm Systems and Low Voltage (complete System and/or device(s)) for New Construction, Additions and/or Renovations	\$100.00	\$0.00	\$0.00	No longer required by Florida Building Code.	-100.0%
Remove - B. Miscellaneous Electrical Fees	\$0.00	\$0.00	\$0.00	Simplify Schedule	0.0%
Remove - 1. Sales Trailer, Office Trailer, Construction Trailer	\$121.00 Each	\$0.00	\$0.00	Simplify Schedule; Fee was redundant; included in Construction Trailer or Sales Trailer composite.	-100.0%
Remove - 2. Mobile Home	\$121.00 Each	\$0.00	\$0.00	Simplify Schedule; Fee was redundant; included in Mobile Home Composite.	-100.0%
Change - Saw/Power Pole, Well Pump, Single/Double Pedestal	\$0.00	\$125.00	\$120.00	Simplify Schedule; increase due to fee study.	100.0%
Remove - 4. Power Pole, or Single/Double Pedestal	\$121.00 Each	\$0.00	\$0.00	Simplify Schedule; Included in item above.	-100.0%
Change - 5. Residential Service Change	\$121.00 Each	\$125.00	\$3,550.00	Increase due to fee study; better reflects actual cost.	3.3%
Change - 6. Commercial Service Change	\$154.00 Each	\$160.00	\$470.00	Increase due to fee study; better reflects actual cost.	3.9%
Change - Re-certification of Electric Service Residential or Commercial	\$0.00	\$160.00	\$720.00	Simplify Schedule; composite fee; better reflects actual cost.	100.0%
Remove - 8. Re-certification of Commercial Electric Service	\$154.00 Each	\$0.00	\$0.00	Simplify Schedule; Included in item above.	-100.0%
Remove - 9. Add Electric to Air Conditioning Unit Removal and Reinstallation for Re-Roofing (Limited to a Single Inspection).	\$124.00 per 5 units or less	\$0.00	\$0.00	Simplified schedule; include in mechanical; redundant fee.	-100.0%
Remove - 10. Safety Inspection	\$100.00	\$0.00	\$0.00	Redundant to re-certification fee.	-100.0%



User Fees Summary Of Changes					
Modification	FY21 Fee	Adopted FY22 Fee	Net Revenue Impact	Reason for Change or Addition	Change in Fee
New - 7. Residential Generator includes all trades and Plan Review	\$0.00	\$280.00	\$3,000.00	Creates a composite fixed fee	100.0%
Change - NOTE: Additional fees shall apply for work performed beyond the scope of the electrical contractor's license (e.g. mechanical, electrical, gas). Fees shall be calculated on the gross value of the work per III 1-4 or as listed below. Minimum fee if not listed is \$100 per required inspection and \$125.00 Min Plan Review if applicable.	\$0.00	\$0.00	\$0.00	Statement clarifies how minimum fees are calculated; plan review if needed.	0.0%
Change - Water Heater Replacement like for like (Tank or Tankless) - Electric or Gas Reconnect, same locations	\$0.00	\$80.00	\$4,030.00	Simplify Schedule; increase due to fee study; (note this is actually a discount fee, one inspections is \$100.00).	100.0%
Change - Water Heater Relocate/ tank to tankless or new tankless - Electric or Gas	\$0.00	\$190.00	\$660.00	Simplify schedule; increase due to fee study.	100.0%
Remove - 3. Tankless Water Heaters - Electric (Includes Plumbing and Electric)	\$184.00 Each	\$0.00	\$0.00	Simplified schedule; included in water heater replacement, relocate, new; redundant fee.	-100.0%
Remove - 4. Tankless Water Heaters - Corded Electric (Includes Plumbing Only)	\$150.00 Each	\$0.00	\$0.00	Simplified schedule; included in water heater replacement, relocate, new; redundant fee.	-100.0%
Remove - 5. Tankless Water Heaters - Gas (Includes Plumbing, Electric and Gas)	\$184.00 Each	\$0.00	\$0.00	Simplified schedule; included in water heater replacement, relocate, new; redundant fee.	-100.0%
Remove - 6. Tankless Water Heaters - Corded Gas (Includes Plumbing and Gas)	\$150.00 Each	\$0.00	\$0.00	Simplified schedule; included in water heater replacement, relocate, new; redundant fee.	-100.0%
Remove - B. Miscellaneous Plumbing Trade Section Fees	\$0.00	\$0.00	\$0.00	Simplified schedule	0.0%
Remove - 1. Construction Trailer	\$91.00 Each	\$0.00	\$0.00	Simplify schedule; Fee was redundant; included in Construction Trailer or Sales Trailer composite.	-100.0%
Remove - 2. Mobile Home On Lot, Sales Trailer, Office Trailer (DCA, FBC, modular)	\$132.00 Each	\$0.00	\$0.00	Simplify schedule; Fee was redundant; included in Mobile Home Composite.	-100.0%
Change - 9. Submeters	\$128.00 Each	\$125.00	\$0.00	Reduced to be in line with other permits of similar value.	-2.3%
Change - Water Conditioner - Replacement - Same Location	\$75.00 Each	\$80.00	\$0.00	Increase due to fee study (note this is actually a discount fee, one inspections is \$100.00).	6.7%
Change - 5. New Commercial/Residential Utility Site Work, Sewer or Water	\$0.00	\$100.00-First 100FT \$75.00-each Add'l 100Ft	\$0.00	Simplified schedule; composite of residential/commercial.	100.0%
Change - Existing Residential Water Service or Sewer Replacement	\$0.00	\$80.00	\$500.00	increase due to fee study; minimum inspection fee.	100.0%
Change - Re-pipe Water Distribution - Residential/Commercial; One Inspection	\$121.00	\$125.00	\$600.00	Simplified schedule; composite of residential/commercial.	3.3%
Remove - 8. Re-pipe Water Distribution - Commercial (Limited to a Single Inspection)	\$121.00	\$0.00	\$0.00	Simplified schedule; composite of residential/commercial.	-100.0%
Change - 11. Shower Pan Replacement Plumbing Only	\$184.00	\$185.00	\$70.00	Increase due to fee study; minimum inspection fee.	0.5%
Change - 12. Bathtub to Shower Conversion including Building (for wallboard replacement over 25 sq. ft.)	\$273.00	\$275.00	\$80.00	Increase due to fee study; minimum inspection fee.	0.7%
New - Residential Washing Machine Supply Valve Outlet Box. (Does not include Electrical)	\$0.00	\$125.00	(\$210.00)	New Composite fee	100.0%
New - Plumbing Fixture Replacement Residential or Commercial	\$0.00	\$100.00	\$0.00	New permit required by Florida Building Code.	100.0%
Change - NOTE: Additional fees shall apply for work performed beyond the scope of the electrical contractor's license (e.g. Plumbing, electrical, gas). Fees shall be calculated on the gross value of the work per III 1-4 or as listed below. Minimum fee if not listed is \$100 per required inspection and \$125.00 Minimum Plan Review (if applicable).	\$0.00	\$0.00	\$0.00	Statement clarifies how minimum fees are calculated; plan review if needed.	0.0%

User Fees Summary Of Changes					
Modification	FY21 Fee	Adopted FY22 Fee	Net Revenue Impact	Reason for Change or Addition	Change in Fee
Remove - 1. Fire Sprinkler System (includes standpipe, Fire Line and FDC)	\$25.00 per \$1,000.00	\$0.00	\$0.00	No longer inspected by Building Department; Fire does all inspections. Inspections were being duplicated with Fire.	-100.0%
Remove - 2. Standpipe System	\$215.00 Each	\$0.00	\$0.00	No longer inspected by Building Department; Fire does all inspections. Inspections were being duplicated with Fire.	-100.0%
Remove - . Fire Line and FDC Line (Only)*	\$100.00 - first 100 Ft. \$68.00 - each add'l 100 Ft.	\$0.00	\$0.00	No longer inspected by Building Department; Fire does all inspections. Inspections were being duplicated with Fire.	-100.0%
Remove - 4. Arm-Over or Add Heads to Existing Sprinkled Spaces	\$1.83 per Head, \$120.00 Minimum	\$0.00	\$0.00	No longer inspected by Building Department; Fire does all inspections. Inspections were being duplicated with Fire.	-100.0%
Remove - B. Miscellaneous Mechanical Trade Section Fees	\$0.00	\$0.00	\$0.00	Simplified schedule	0.0%
Change - 1. Air Conditioning Equal Change-Out (Does Not Include Gas, Oil, or Electric)	\$136.00	\$138.00	\$9,720.00	Increase due to fee study.	1.5%
Change - 2. Heat Recovery (includes Electric & Plumbing)	\$184.00	\$185.00	\$0.00	Increase due to fee study.	0.5%
Remove - 3. Mobile Home on Lot	\$132.00 Each	\$0.00	\$0.00	Simplify schedule; Fee was redundant; included in Construction Trailer or Sales Trailer composite.	-100.0%
Change - Hood, Refrigeration, Chemical System, Boiler, Spray Booth, Chiller, etc. Includes plan review, Mechanical only. Minimum \$100.00 per other trades per required inspection. Work over \$75,000 may be based on value per III.3	\$0.00	\$285.00	\$80.00	Includes \$125 plan review; clarifies how fees are calculated; Includes two mechanical inspections.	100.0%
Remove - 5. Construction Trailer, Sales Trailer, Manufactured Office Building (DCA, FBC modular)	\$91.00 Each	\$0.00	\$0.00	Simplify schedule; Fee was redundant; included in Mobile Home Composite.	-100.0%
Change - 6. Furnace Change Out (does not include Electric or Gas) without Condensing Unit	\$98.00 Each	\$100.00	\$0.00	Minimum Fee for one inspection.	2.0%
Change - 7. Refrigeration Change Out/Equal Change Out	\$190.00 Each	\$100.00	(\$900.00)	Minimum Fee for one inspection.	-47.4%
Remove - 8. Mobile Home Change Out/Replacement (includes ducts)	\$201.00	\$0.00	\$0.00	Simplify schedule; Redundant fee	-100.0%
Change - Duct Replacement, additions or alterations, or Mobile Home Duct	\$0.00	\$110.00 plus \$1.00 per \$1000.00 value	(\$140.00)	Changed how fee is calculated to reflect true cost.	100.0%
Remove - 10. Duct Replacement, additions or alterations, or Mobile Home (per system over \$10,000 in value)	\$111.00	\$0.00	\$0.00	Simplify schedule; Redundant fee	-100.0%
Remove - 11. Air Conditioning Component (air handler, furnace or condenser) removal and reinstallation for system or building maintenance	\$91.00	\$0.00	\$0.00	Simplify schedule; Redundant fee	-100.0%
Change - 12. Air Conditioning Changeout with Electric	\$236.00	\$236.00	\$0.00	Simplified schedule; fees is composite with removed fees.	0.0%
Change - 13. Air Conditioning Changeout with Electric and Ducts	\$336.00	\$336.00	\$0.00	Simplified schedule; fees is composite with removed fees.	0.0%
Remove - 14. Air Conditioning package to Split System with Electric	\$236.00	\$0.00	\$0.00	Simplify schedule; Redundant fee	-100.0%
Remove - 15. 2 Air Conditioning system Changeouts with Electric	\$508.00	\$0.00	\$0.00	Simplify schedule; Redundant fee	-100.0%
Change - 16. 2 Air Conditioning Equal Changeouts	\$260.00	\$270.00	\$800.00	Simplified schedule; fees is composite with removed fees.	3.9%
Change - 5. Air Conditioning Unit Removal and Reinstallation for Re-Roofing includes Electric	\$0.00	\$200.00 per 5 units or less	(\$600.00)	Simplified schedule; fees is composite with removed fees.	100.0%
Change - 1. Residential or Commercial, New system, Modify or Add appliance to existing system, Change LP to Natural Gas	\$0.00	\$70.00 per appliance; Minimum \$175.00	\$160.00	Simplified schedule; fees is composite residential/commercial.	100.0%
Remove - 2. Commercial	\$68.00 per appliance; Min. \$173.00	\$0.00	\$0.00	Simplified schedule; fees is composite residential/commercial.	-100.0%
Change - 3. Water Heater Gas - Electric Conversion (includes plumbing)	\$184.00	\$185.00	\$0.00	Increase due to fee study	0.5%

User Fees Summary Of Changes					
Modification	FY21 Fee	Adopted FY22 Fee	Net Revenue Impact	Reason for Change or Addition	Change in Fee
Change - Gas Appliance Replacement Equal Change	\$0.00	\$80.00	\$130.00	Increase due to fee study; (note this is actually a discount fee, one inspections is \$100.00)	100.0%
Change - 4 . Change of LP Supplier	\$0.00	\$80.00	\$330.00	Simplify schedule ; increase due to fee study; (note this is actually a discount fee, one inspections is \$100.00).	100.0%
Remove - 6. Add Single Gas Appliance to an Operating System	\$154.00	\$0.00	\$0.00	Simplify schedule; Fee was redundant; composite with residential/commercial gas item.	-100.0%
Remove - Building Code Fire Resistance, Life Safety	\$0.00	\$0.00	\$0.00	Redundant fee	0.0%
Change - Building Life Safety Fire Resistance Review Charges to all Commercial New, Remodel and Addition permits.	\$0.00	\$110.00	\$1,700.00	Increase due to fee study; reflects minimum plan review fee of \$125; statement clarifies how fees are calculated and charged.	100.0%
Change - After Hours Inspections (after/before normal inspection hours or days) (normal inspection hours M-F 7:45am through 4:15pm excluding county holidays)	\$0.00	\$0.00	\$0.00	Simplified schedule; clarifies fee.	0.0%
Remove - Weekday is a business day from 7:45am through 4:15pm	\$0.00	\$0.00	\$0.00	Simplifies schedule; one flat fee for all after hours inspections.	0.0%
Remove - Weekend begins 4:15 pm the last business day prior to a non-business day and ends at 7:45 am the next business day.	\$0.00	\$0.00	\$0.00	Simplifies schedule; one flat fee for all after hours inspections.	0.0%
Remove - Holidays start at 4:15pm the last business day before a holiday and end at 7:45am the first business day after a holiday. and include weekends with holidays.	\$0.00	\$0.00	\$0.00	Simplifies schedule; one flat fee for all after hours inspections.	0.0%
Remove - 1. After hours inspection weekday, inspection within 90 minutes of normal inspection business hours. Per inspector. (2 hour minimum)	\$266.00	\$0.00	\$0.00	Simplifies schedule; one flat fee for all after hours inspections.	-100.0%
Change - After Hours inspection per individual trade inspection maximum 4 inspections per trade done with in same inspection stop.	\$0.00	\$400.00	\$500.00	Simplifies schedule; one flat fee for all after hours inspections.	100.0%
Remove - 3. After hours inspection weekend. Per inspector. (4 hour minimum)	\$490.00	\$0.00	\$0.00	Simplifies schedule; one flat fee for all after hours inspections.	-100.0%
Remove - 4. After hours inspection additional hours or fraction thereof. Per inspector. Weekend or weekday.	\$112.00	\$0.00	\$0.00	Simplifies schedule; one flat fee for all after hours inspections.	-100.0%
Remove - 5. After hours inspection holiday. Per inspector. (4 hour minimum)	\$641.00	\$0.00	\$0.00	Simplifies schedule; one flat fee for all after hours inspections.	-100.0%
Remove - 6. After hours inspection additional hours or fraction thereof. Per inspector. Holiday	\$150.00	\$0.00	\$0.00	Simplifies schedule; one flat fee for all after hours inspections.	-100.0%
Remove - 7. Change Occupancy - Inspections only - Includes Bldg., Elec. & Fire Life-Safety	\$165.00 Each	\$0.00	\$0.00	Simplify schedule; Redundant fee, not a stand alone permit.	-100.0%
Change - 8. Daycare - Inspections only - Includes Bldg., Elec. & Fire Life-Safety.	\$265.00 Each	\$200.00	(\$330.00)	Reflects true cost of inspections.	-24.5%
Change - 9. Re-inspection Fee	\$68.00 Each	\$70.00	\$6,610.00	Increase due to fee study	2.9%
Change - 10. Re-inspection Fee for Lockout	\$25.00 Each	\$30.00	\$3,530.00	Increase due to fee study	20.0%
Change - 11. Re-inspection Fee for third and any subsequent Re-inspection, for the same noted Code Violation - Four (4) times Re-inspection Fee.	\$272.00 Each	\$280.00	\$80.00	Four times re-inspections fee per state FS Per FS 553.80	2.9%
Change - 1. Building Official Determination	\$128.00 Each	\$150.00	\$0.00	Increase due to actual cost of time	17.2%
Change - 2. Flood Variance Request	\$394.00 Each	\$400.00	\$0.00	Increase due to actual cost of time	1.5%
Change - 1. Duplicate Certificate of Occupancy, Certificate of Completion Request – More than 15 days after Final Inspection or Duplicate Placard	\$0.00	\$35.00	\$0.00	Simplify Schedule; Offset actual cost of processing.	100.0%
Change - Duplicate Plan Certification	\$0.00	\$25.00 per page, \$50.00 Min not to exceed original plan review fee.	\$0.00	Simplify Schedule; Clarifies fee	100.0%
Remove - 3. Certificate of Completion Request – More than 15 days after Final Inspection	\$17.00 Each	\$0.00	\$0.00	Simplify Schedule; combined with duplicate Certificate of Occupancy item.	-100.0%
Remove - 1. Address change (numbers only) while permit is active and open.	No Charge	\$0.00	\$0.00	Removed per Inspector General report	-100.0%
Change - 2. Address Change (numbers only)	\$0.00	\$100.00	\$0.00	Reflect actual cost; Changed per Inspector General report.	100.0%

User Fees Summary Of Changes					
Modification	FY21 Fee	Adopted FY22 Fee	Net Revenue Impact	Reason for Change or Addition	Change in Fee
Change - Contractor Change. Includes all Trade Sections. Can be combined with reinstatement of permit for one fee if both are done with the same transaction. Not to Exceed the Original Permit Fee.	\$0.00	\$120.00	\$210.00		100.0%
Remove - 4. Permit Plus Contractor Information Registration	\$0.00	\$0.00	\$0.00	Service no longer need due to Accela.	0.0%
Remove - a. Initial Set Up and Issue I.D. and Pin Numbers	\$24.00	\$0.00	\$0.00	Service no longer need due to Accela.	-100.0%
New - Fire Permit Processing Fee. Applied to all stand alone fire permits requiring review.	\$0.00	\$125.00	\$0.00	Reflect actual cost	100.0%
Remove - 7. Notice of Commencement Form Process Filing Fee - for Clerk certification (optional) + Costs as Billed by Clerk	\$6.00	\$0.00	\$0.00	Service no longer provided	-100.0%
Change - Permit Reinstatement (Reinstatement of expired permit)	\$0.00	\$120.00	\$4,020.00	Reflect actual cost	100.0%
Change - Permit Extensions (Prior to permit expiring)	\$0.00	\$40.00	\$1,450.00	Reflect actual cost	100.0%
Remove - c. 2nd extension	\$73.00	\$0.00	\$0.00	Simplify schedule; Redundant fee	-100.0%
Remove - d. 3rd extension	\$73.00	\$0.00	\$0.00	Simplify schedule; Redundant fee	-100.0%
Change - 10. Stacking Authorization Permit (commercial)	\$186.00 Each	\$200.00	\$0.00	Reflect actual cost	7.5%
Change - 11. Stop Work Order Release	\$152.00 Each	\$200.00	\$0.00	Reflect actual cost	31.6%
Change - Online Express Building Permits, EBP, Re-Roofing, Window and Door Replacements, A/C, Water Heater replacements.	\$0.00	\$1.50	\$10,020.00	Offset actual technology cost	100.0%
New - Walk-in/Dropoff Express Building Permits, EBP, Re-Roofing, Window and Door Replacements, A/C, Water Heater replacements.	\$0.00	\$2.50	\$1,200.00	Offset increased time and use of technology for Walk-in and Dropoff permits compared to online.	100.0%
Change - All Combo Building Permits CBP. New construction, Additions, Remodels, Solar, Pools, Signs, etc....	\$0.00	\$0.00	\$0.00	Changed to value based fees	0.0%
Change - Value of Work \$0.00 to \$10,000	\$0.00	\$4.00	\$3,000.00	Changed to value based fees; Offset actual technology cost	100.0%
Change - Value of Work \$10,001 to 50,000	\$0.00	\$8.00	\$14,120.00	Changed to value based fees; Offset actual technology cost	100.0%
Change - Value of work 50,001 and up	\$0.00	\$12.00	\$680.00	Changed to value based fees; Offset actual technology cost	100.0%
New - 13. Flood information/letter Request	\$0.00	\$150.00	\$0.00	New fee to recoup partial cost of staff time.	100.0%
New - 14. Permit/Property information Request per address/parcel	\$0.00	\$60.00	\$0.00	New fee to recoup partial cost of staff time.	100.0%
New - Note all private provider permits are charged the state mandated surcharge fees based on the calculated county permit fees. FL Statute 553.721 FBC Surcharge 1.0% of permit fees minimum, \$2.00 and FL Statute 468.631 BCAIB Surcharge, 1.5% of permit fees, minimum \$2.00	\$0.00	\$0.00	\$0.00	Clarified Requirement for State Surcharges on private provider permits. Ref FS 553.721 and 468.631	0.0%

User Fees Summary Of Changes					
Modification	FY21 Fee	Adopted FY22 Fee	Net Revenue Impact	Reason for Change or Addition	Change in Fee
Change - a. Commercial Plan Review and Inspections	\$700.00	\$200.00 Base Admin Fee Plus 25% of Calculated Plan Review and Inspections permit fees	\$0.00	Changed how fee was being calculated and charged. Fee is now tied to value and calculated based on permit fees. This clarifies how the fee is created. Better reflects actual cost of staff time.	-71.4%
Change - b. Residential Plan Review and Inspections	\$660.00	\$200.00 Base Admin Fee Plus 25% of Calculated Plan Review and Inspections permit fees	\$0.00	Changed how fee was being calculated and charged. Fee is now tied to value and calculated based on permit fees. This clarifies how the fee is created. Better reflects actual cost of staff time.	-69.7%
Change - c. Inspections Only	\$600.00	\$200.00 Base Admin Fee Plus 25% of Calculated Inspection permit fees	\$0.00	Changed how fee was being calculated and charged. Fee is now tied to value and calculated based on permit fees. This clarifies how the fee is created. Better reflects actual cost of staff time.	-66.7%
New - d. Supplements and Revisions to processing fees	\$0.00	\$100.00	\$0.00	New fee to recoup partial cost of staff time.	100.0%
Total Building and Development Review Services			\$196,000.00		
Development Review Services Dept New - VIII. Petition to Vacate		\$750.00Plus Actual Cost of Legal Advertising and Clerk of Court Fees	\$0.00	Being moved to the Development Review Services User Fee Schedule from the Real Estate Management User Fee Schedule.	0.0%
New - IX. - Release of Property Interest		\$750.00Plus Actual Cost of Legal Advertising and Clerk of Court Fees	\$0.00	Being moved to the Development Review Services User Fee Schedule from the Real Estate Management User Fee Schedule.	0.0%
New - C. Secure Property		At Cost	\$2,700.00	Based on contracted cost of \$45/hr. Average securing of property takes 3.0 hrs. Approximately 20 properties per year.	0.0%
New - D. Secure Property - Materials		At Cost	\$20,000.00	Costs associated include locking, boarding and fencing of properties. Average cost is \$1,000 per property. Approximately 20 per year.	0.0%
New - E. Vehicle Towing, Transport and Storage Services		At Cost	\$500.00	Costs that include towing vehicles from private property via court order.	0.0%
Total Development Review Services Dept			\$23,200.00		
Human Services New - eCheck Fee		Flat Fee \$1.50 per transaction	\$0.00	Fees will take effect with the upgrade of Accela to communicate with payment processing vendor.	100.0%
Total Human Services			\$0.00		
Parks & Conservation Resources Change - Park Shelter Reservation Fee	\$25.00 per Day	\$25.00 - \$100 per Day	\$0.00	Modification to verbiage to include price range for all shelters including medium and large units	0.0%
Change - Cancellation Fee		\$32.00 - \$50.00 per reservation	\$0.00	Modification in verbiage aligns with functionality of reservations system (Old verbiage: Cancellation Fee within 48 hours of 1:00 pm check in time)	0.0%
New - Primitive Youth Group Camping Permit Fees for Fort De Soto and Wall Springs Park		\$1/child per night + \$5/adult per night	\$4,680.00	Proposed fee is in line with approved FY20 primitive camping fee for Shell Key Preserve and in alignment with nearby State charges.	100.0%
Remove - Trailer Storage (per unit per month)	\$40.00 - \$50.00	\$0.00	(\$23,630.00)	Due to PCR CIP Project (managed by Public Works) for driveway relocation	0.0%
Total Parks & Conservation Resources			(\$18,950.00)		

User Fees Summary Of Changes					
Modification	FY21 Fee	Adopted FY22 Fee	Net Revenue Impact	Reason for Change or Addition	Change in Fee
<b>Safety and Emergency Services</b>					
Change - 1. Basic Life Support Non Emergency	\$662.56	\$675.81	\$76,232.00	Whereas, in accordance with Section 54-64, Pinellas County Code, the Board of County Commissioners has established a fiscal policy that requires adjustment of the rates for ambulance services charged by Emergency Medical Services in accordance with the percentage increase over the last 12 months of the most currently published Medical Consumer Price Index.	2.0%
Change - 2. Advanced Life Support	\$706.73	\$720.86	\$285,376.00	Whereas, in accordance with Section 54-64, Pinellas County Code, the Board of County Commissioners has established a fiscal policy that requires adjustment of the rates for ambulance services charged by Emergency Medical Services in accordance with the percentage increase over the last 12 months of the most currently published Medical Consumer Price Index.	2.0%
Change - 3. Advanced Life Support 2	\$774.15	\$789.63	\$5,272.00	Whereas, in accordance with Section 54-64, Pinellas County Code, the Board of County Commissioners has established a fiscal policy that requires adjustment of the rates for ambulance services charged by Emergency Medical Services in accordance with the percentage increase over the last 12 months of the most currently published Medical Consumer Price Index.	2.0%
Change - 4. Critical Care Transport	\$1,113.07	\$1,135.33	\$5,875.00	Whereas, in accordance with Section 54-64, Pinellas County Code, the Board of County Commissioners has established a fiscal policy that requires adjustment of the rates for ambulance services charged by Emergency Medical Services in accordance with the percentage increase over the last 12 months of the most currently published Medical Consumer Price Index.	2.0%
Change - 5. Mental Health Transport	\$150.18	\$153.18	\$1,014.00	Whereas, in accordance with Section 54-64, Pinellas County Code, the Board of County Commissioners has established a fiscal policy that requires adjustment of the rates for ambulance services charged by Emergency Medical Services in accordance with the percentage increase over the last 12 months of the most currently published Medical Consumer Price Index.	2.0%
Change - 6. Mileage per Loaded Mile	\$14.72	\$15.01	\$0.00	Whereas, in accordance with Section 54-64, Pinellas County Code, the Board of County Commissioners has established a fiscal policy that requires adjustment of the rates for ambulance services charged by Emergency Medical Services in accordance with the percentage increase over the last 12 months of the most currently published Medical Consumer Price Index.	2.0%
Change - 2. Dedicated Standby per Hour (3 Hour Minimum)	\$149.08	\$152.06	\$2,657.00	Whereas, in accordance with Section 54-64, Pinellas County Code, the Board of County Commissioners has established a fiscal policy that requires adjustment of the rates for ambulance services charged by Emergency Medical Services in accordance with the percentage increase over the last 12 months of the most currently published Medical Consumer Price Index.	2.0%

<b>User Fees Summary Of Changes</b>					
<b>Modification</b>	<b>FY21 Fee</b>	<b>Adopted FY22 Fee</b>	<b>Net Revenue Impact</b>	<b>Reason for Change or Addition</b>	<b>Change in Fee</b>
Change - 1. Family Membership	\$114.00	\$125.00	\$14,328.00	New Membership rates to be effective 1/1/2022 in accordance with Resolution 01-330. Membership Revenues must equal or exceed cost of membership program to comply with federal regulations. A rate increase is necessary due to declining members and a trending increase in deductibles and co-payments.	9.6%
Change - 2. Single Membership	\$75.00	\$83.00	\$11,385.00	New Membership rates to be effective 1/1/2020 in accordance with Resolution 01-330. Membership Revenues must equal or exceed cost of membership program to comply with federal regulations. A rate increase is necessary due to declining members and a trending increase in deductibles and co-payments.	10.7%
<b>Total Safety and Emergency Services</b>			<b>\$402,139.00</b>		
<b>Solid Waste</b>					
Change - Radio Frequency Window Sticker	\$17.00	\$18.00	\$35.00	To recover increased costs associated with the purchase of window stickers. This is a pass-through only.	5.9%
Change - Municipal Solid Waste	\$42.15	\$44.70	\$0.00	Per BCC Resolution 19-14, adopted 3/12/19.	6.0%
Change - Commercial Waste	\$42.15	\$44.70	\$0.00	Per BCC Resolution 19-14, adopted 3/12/19.	6.0%
Change - Yard Waste	\$42.15	\$44.70	\$0.00	Per BCC Resolution 19-14, adopted 3/12/19.	6.0%
Change - Whole Tires	\$110.00	\$125.00	\$200,553.00	To bring Pinellas County closer to alignment with other tire disposal fees in the region and to discourage tires from out-of-county.	13.6%
Change - Out-of-County Surcharge	\$42.15	\$44.70	\$0.00	Per BCC Resolution 19-14, adopted 3/12/19.	6.0%
<b>Total Solid Waste</b>			<b>\$200,588.00</b>		
<b>TOTAL</b>			<b>802,977.00</b>		
<b>INCREASED REVENUES - EXISTING FEES</b>			<b>745,417.00</b>		
<b>INCREASED REVENUES - NEW FEES</b>			<b>57,560.00</b>		

**PINELLAS COUNTY  
ADOPTED FY22 SCHEDULE OF USER FEES**

**NON-PROPRIETARY DEPARTMENTS, THE AIRPORT AND THE UTILITY DEPARTMENTS,  
AND THE FLORIDA DEPARTMENT OF HEALTH IN PINELLAS COUNTY**

<b>DEPARTMENT / AGENCY</b>	<b>Page</b>
All Departments	K-48
Administrative Services	
Facilities and Real Property	K-49
Procurement	K-50
Airport: St. Pete-Clearwater International	K-51
Animal Services	K-53
Building Services	K-55
Communications	K-60
Contractor Licensing Department	K-61
Development Review Services	K-62
Economic Development	K-67
Emergency Management	K-68
Florida Department of Health in Pinellas County	K-69
Housing and Community Development	K-74
Human Services - Justice & Consumer Services	K-76
Parks and Conservation Resources	K-77
Public Works	K-79
Safety and Emergency Services	K-81
Solid Waste	K-82
Utilities	
Water System	K-83
Sewer System	K-90
Reclaimed Water	K-93
Utilities Collections	K-95



All Departments	FY22 Adopted
<b>I. Dishonored Check Fee</b>	
In accordance with Sections 125.0105 and 832.08(5), F.S., a service fee for the collection of a dishonored check, draft, or other order will be charged as follows, whichever is greater:	
A. Face value of check:	
1. Does not exceed \$50.00.	\$25.00
2. Is more than \$50.00, but does not exceed \$300.00.	\$30.00
3. Is more than \$300.00, but does not exceed \$800.00.	\$40.00
4. Is more than \$800.00.	5% of Face Value of the Check
<b>II. Duplication Charges for Public Records</b>	
A. One-sided copy no more than 8 ½" x 14"	\$0.15
B. Two-sided copy no more than 8 ½" x 14"	\$0.20
C. One-sided copy 11" x 17"	\$0.25
D. Two-sided copy 11" x 17"	\$0.30
E. Certified copy of a public record	\$1.00
F. Copies on electronic media	Actual Cost of Duplication \$7.00 per page
G. Portions of Construction Plans/Prints 24"x36"	
NOTE: The first \$5.00 of applicable charges shall be waived based on the cost of processing payments	
<b>III. Credit Card Convenience Charge</b>	Actual Cost per Vendor Agreement

Administrative Services - Facilities and Real Property	FY22 Adopted
<b>I. Rental - Gallery at the Pinewood Cultural Park</b> <ol style="list-style-type: none"> <li>1. Weekdays during normal business hours (8:00 AM-5:00 PM)</li> <li>2. Weekdays after 5:00 PM and weekends)</li> </ol>	  \$140.00/day \$200.00/day

<b>Administrative Services - Procurement</b>	<b>FY22 Adopted</b>
<b>I. Pre-qualification - Construction Contractors</b>	
A. Initial Application	\$50.00

Airport	FY22 Adopted
<p><b>I. Ground Transportation Fees</b></p> <p>A. On-Airport Car Rental Companies</p> <p>B. Off-Airport Car Rental Companies</p> <p>C. Transportation Network Companies (TNC) - Uber/Lyft/Ride Share</p> <p>D. Commercial Ground Transportation Provider (taxicabs, limousines, car services, Super Shuttle, any other provider utilizing Ground Transportation lot)</p> <p>E. Hotel Courtesy Shuttles</p> <p><b>II. Aviation Fees</b></p> <p>A1. Daily Terminal Ramp Parking (over 4 hours) (per plane) Passenger Airlines</p> <p>1. Category A or B</p> <p>2. Category C</p> <p>3. Category D</p> <p>A2. Daily Terminal Ramp Parking (over 4 hours) (per plane) Cargo Airlines</p> <p>1. Category A or B: 0 - 100,000 lbs.</p> <p>2. Category C: 100,001 - 400,000 lbs.</p> <p>3. Category D: Over 400,000 lbs.</p> <p>B. Daily Parking Fee Outside Terminal Ramp (non-leased) (per plane)</p> <p>1. Single Engine Aircraft</p> <p>2. Twin Engine Aircraft</p> <p>3. Jet Engine Aircraft</p> <p>C. Terminal Service Charge (per flight) - Determined by number of departures</p> <p>1. 0 - 2,500 departures</p> <p>2. 2,501 - 5,000 departures</p> <p>3. 5,001 - 7,500 departures</p> <p>4. &gt;7,500 departures</p> <p>D. Passenger Screening Fees (per passenger)</p> <p>1. Standard</p> <p>0 (Zero) to 10,000 passengers enplaned per month</p> <p>Over 10,000 passengers enplaned per month</p> <p>2. Flexible Response</p> <p>All enplaned passengers per month</p> <p>E. Fuel Flowage Fees (per gallon)</p> <p>1. Airlines</p> <p>0 (Zero) to 20,000 gallons per month</p> <p>20,001 to 100,000 gallons per month</p> <p>Above 100,000 gallons per month waived for that portion of fuel purchased &gt; 100K</p> <p>2. General Aviation</p> <p>All other users</p> <p>F. Airline Landing Fees (per thousand pounds)</p> <p>1. With Agreement</p> <p>2. Without Agreement</p> <p>G. Passenger Loading Bridge Fee (per plane)</p> <p>All Airlines per use</p>	<p>Minimum Bid or 10% of gross revenues</p> <p>\$50.00 per month or 10% of gross revenues</p> <p>\$4.00 per pick-up</p> <p>\$4.00 per pick-up</p> <p>\$600.00/year</p> <p>\$30.00</p> <p>\$40.00</p> <p>\$50.00</p> <p>\$60.00</p> <p>\$80.00</p> <p>\$100.00</p> <p>\$10.00</p> <p>\$15.00</p> <p>\$25.00</p> <p>\$75.00</p> <p>\$65.00</p> <p>\$55.00</p> <p>\$50.00</p> <p>\$0.50</p> <p>\$0.25</p> <p>\$0.60</p> <p>\$0.06</p> <p>\$0.02</p> <p>\$0.07</p> <p>\$0.95</p> <p>\$1.10</p> <p>\$50.00</p>

FY22 Adopted Budget

<b>Animal Services</b>	<b>FY22 Adopted</b>
<b>I. Impoundment</b>	
1. Sterilized	\$75.00
2. Intact	\$125.00
Option 1 - When unaltered animals are impounded and reclaimed by the owner, an incentive will be offered at that time to have the animal spayed/neutered at the suggested price listed under Option 2 - When unaltered animals are impounded and reclaimed by the owner, the owner can opt to pay the intact animal reclaim fee and take their animal to a vet of their choice for spay/neuter within 30 days of reclaim. The owner must then submit a request for the difference of Intact animal reclaim fee and the sterilized intact fee (current difference \$50). Boarding fees will be assessed as outlined in item III.	
3. Medical Therapy for Impounded / Reclaimed Animals	
a. Minimum Veterinary Service	\$35.00
b. Limited Veterinary Service	\$60.00
c. Extensive Veterinary Service	\$110.00
d. Emergency Veterinary Service	\$160.00
4. Community Cat First Impound (mandatory microchip included)	\$15.00
<b>II. Vaccinations</b>	
1. Regular Rabies	\$15.00
2. Low Cost Rabies Clinic	\$10.00
<b>III. Board (per day)</b>	\$15.00
<b>IV. Spay/Neuter*</b>	
1. Spay – Dog'	\$65.00
2. Spay – Cat'	\$50.00
3. Neuter – Dog'	\$50.00
4. Neuter – Cat'	\$40.00
Service provided upon reclaim	
<b>V. Adoptions</b>	
1. Special	
a. Dog Rate - Special	\$25.00
b. Cat Rate - Special	\$25.00
2. Regular	
a. Dog Rate - Regular	\$40.00
b. Six (6) Months or Younger Dogs	\$100.00
c. Small Breed Dogs	\$100.00
d. Cat Rate - Regular	\$40.00
e. Kittens -Six (6) months or younger	\$50.00
<b>VI. Licenses</b>	
1. Dog/Cat (1 year license)	\$20.00 (a) (b)
2. Dog/Cat (3 year license)	\$40.00 (a) (b)
3. License Late Fee (30 days past due)	\$10.00
4. Duplicate Tag	\$5.00
5. Microchip ID	\$20.00
(a) - Incentive - Veterinary Clinics and /or agents for the sale and handling of licenses will receive an incentive in the form of a discount: 5%	(a) Incentive
(b) - Incentive - Veterinary Clinics and /or agents for utilizing the online licensing reseller portal to perform data entry of licenses sold will receive an incentive in the form of a discount for each license sold: 2%	(b) Incentive
(c) - A rebate in-kind for pet owners who elect to have their Non-Sterilized pets Sterilized. Must show proof of sterilization and current intact license. No cost for next required license. Pinellas County Code Section 14-47(b) authorizes rebate.	(c) Rebate In-Kind



BUILDING SERVICES	FY22 Adopted
<p>Table of Contents</p> <p>I. General Notes</p> <p>II. Permit Fees General</p> <p>III. Plan Review</p> <p>IV. Combination Permits</p> <p>V. Building Stand Alone Permits</p> <p>VI. Electrical Stand Alone Permits</p> <p>VII. Plumbing Stand Alone Permits</p> <p>VIII. Gas Stand Alone Permits</p> <p>IX. Mechanical Stand Alone Permits</p> <p>X. Inspections</p> <p>XI. General/Administrative Fees</p> <p>XII. Interlocal Municipal Fees</p> <p>XIII. Private Provider Administrative Fees</p> <p>I. General Notes</p> <p><b>Building Permit fee shall be as the Pinellas County Published Fees schedule.</b></p> <ul style="list-style-type: none"> <li>•Permit fees shall be based on the construction valuation of the proposed work unless listed in the schedule. The construction valuation shall include all labor and materials cost for all trades as stated on the permit application and/or executed construction contract. "Final building permit valuation shall be set by the building official" per FBC109.3</li> <li>•The permit fees for new construction shall be based on the submitted construction cost but not less than the latest building valuation data published by the International Code Council (<a href="http://www.iccsafe.org/building-safety-journal/bsj-technical/building-valuation-data">www.iccsafe.org/building-safety-journal/bsj-technical/building-valuation-data</a>) based on the gross work area for all new constructions and additions. One and Two Family Dwellings interior unconditioned spaces, open and covered exterior spaces (garage, attic, porches) will be calculated as Utility Occupancy for permit cost.</li> <li>•The permit fees for shell building construction shall be based on the submitted construction valuation but not less than the latest 60% of the building valuation data published by the International Code Council based on the gross work area.</li> <li>•The permit fees for interior and exterior remodels, rehabs, and repairs shall be based on the submitted construction valuation but not less than the 40% of the latest building valuation data published by the International Code Council based on the gross work area.</li> <li>•Minimum permit fees shall be \$100.00 per required trade inspection regardless of value unless listed in schedule. Fees for permits or services not specified in the fee schedule shall be based on \$100.00 per inspections and \$125.00 min plan review fee.</li> <li>•All building permit are subject to the Florida Building Permit Surcharges Per. FS 553 and FS 468 (2.5% of permit fees value or \$4.00 minimum) and a Technology Fee per schedule.</li> </ul> <p><b>Work exempt from Building Permits.</b></p> <ul style="list-style-type: none"> <li>• A Building Permit is not required for minor repairs where the valuation does not exceed \$500.00, unless there is a structural component, or includes electrical, mechanical, or plumbing trades. (See FBC 105.2.2)</li> <li>•No building permit is required for fences of chain link, vinyl or wood 6' or less in height, paving, Driveways, flatwork, work of a strictly cosmetic nature (painting, wallpapering, trim, kitchen cabinets, etc.), but may require Zoning Clearance, Environmental/Habitat and Regulatory Services/Right of way permits.</li> <li>•See Chapter 1 section 105.2, of the Florida Building Code with Pinellas County Amendments and the Pinellas county website for more information.</li> </ul> <p><b>Contract Communities Only</b></p> <p>Pinellas County Building Services performs Building Official, Plan Review, Zoning Verification, Permitting and Construction inspections by Interlocal Agreement for a number of incorporated Municipalities. These municipalities have local ordinances regulations, and zoning that differ from the unincorporated portion of the County. In some cases, items exempted from permitting by the unincorporated ordinances and regulations will require permits and inspection in the municipalities.</p> <p>When in doubt about whether a permit is required in these municipalities, please contact our office at 727-464-3888 or check the Building Services website at <a href="http://www.pinellascounty.org/build/">http://www.pinellascounty.org/build/</a>.</p> <p><b>Express Permits (On-Line)</b> <a href="http://www.pinellascounty.org/build/permitting.htm">http://www.pinellascounty.org/build/permitting.htm</a></p> <p><b>ALL PERMITS SUBJECT TO DRS FEES, ZONING, HABITAT, RIGHT OF WAY, UTILITIES, SITE PLAN, IMPACTS. SEE DRS FEE SCHEDULE FOR MORE INFORMATION.</b></p>	



<b>BUILDING SERVICES</b>	<b>FY22 Adopted</b>
<b>II. Permit Fees General</b> 1. Permit Fee Minimum-(Per trade for single trip inspections when there is no specific permit fees specified within the fee schedule) 2. "After-the-Fact" permit fees a. Shall be two (2) times the normal permit fees. b. Any subsequent "After-the-Fact" permit issued to the same licensed contractor within the following twelve (12) months shall be ten (10) times the normal permit fees. * Fixed Fee Permits are calculated on the historical average number of expected inspections. The County reserves the right to limit or increase the number of inspections and adjust fees accordingly. * No credit or fee reduction for "Master Plan" permits.	\$100.00
<b>III. Plan Review (fees are non-refundable)</b>  1. Plan Review Commercial (Charges on original plan review, revisions, and interiors).  2. Plan Review Residential (Charges on original plan review, revisions, and interiors). 3. Plan Review Revisions and Supplements, Residential and Commercial  4. Plan Review Fee subject to an Interlocal Agreement where a Building Permit is not issued by Pinellas County Building Services (Charges on original plan review, revisions, and interiors).  5. Building Life Safety Fire Resistance Review Charges to all Commercial New, Remodel and Addition permits. 6. Expedited Plan Review (Manager approval required)  a. Residential b. Commercial  (1) 0-5,000 SQFT (2) 5,001 SQFT - Above  7. Plan Review Additional Fee for Flood Zones - 50% Rule  8. Piling/Grade Beam Foundation Review Additional Fee 9. Building Code Site Plan Review (excluding 1 & 2 Family Detached on Single Lots) NOTE: The third and any subsequent plan review of signed & sealed plans, for the same noted Code Violation, will be charged at four (4) times the applicable plan review fee. Per FS 553.80(2)(b)	25% of permit fee; Min. \$125.00  25% of permit fee; Min. \$125.00 \$50.00 First page; \$15.00 each add page Additional 10%  \$110.00  \$400.00  \$500.00 Add'l 50% of Plan Review; Min \$500.00  Add 20% of Plan Review  Add 20% of Plan Review  \$125.00
<b>IV. Combination Permits</b> <b>\$100.00 min per required inspection \$125.00 Min Plan Review</b> 1. Residential Buildings - 1 and 2 Family Dwellings and accessory structures valuation up to \$600,000 Includes Building, Electrical (includes saw pole or power pole), Plumbing, Mechanical, Inspections and Plan Review. 2. 1 and 2 family valuation over \$600,000- Includes Building, Electrical, Plumbing, Mechanical, Inspections and Plan Review. 3. Commercial Buildings valuation up to \$ 1 million - Includes Building, Electrical, Plumbing, Mechanical, Inspection and Plan Review. 4. Commercial Buildings valuation portion over \$ 1 million - Includes Building, Electrical, Plumbing, Mechanical, Inspections and Plan Review. 5. Permit Revisions and Supplements, Residential and Commercial  6. Shell building fees shall be based on the submitted construction valuation but not less than 60% of the latest building valuation data published by the International Code Council based on the gross work area. Includes Building, Electrical, Plumbing, Mechanical, Inspections and Plan Review as applicable. 7. Early Start Permit (Interior work prior to first required inspection - See separate policy for instructions and limitations)  8. Threshold Building (Charged on all buildings that meet State of Florida definition of a threshold building) 9. Solar Permits (Building, Plan Review for wind resistance engineering) a. Domestic Water Heating - Each (includes Building, Plan Review, Plumbing & Electrical) b. Photovoltaic Systems - Each (includes Building, Plan Review & Electrical) c. Pool/Spa Heating System - Each (includes Building, Plan Review & Electrical) d. Space Heating - Each (includes all trades and Plan Review) 10. Spa, Swimming Pools and Hot Tubs a. Spa, Swimming Pool and Hot Tubs, with Deck. Includes Building, Electric and Plans Review fee. Up to \$40,000.00 value. b. Spa, Swimming Pool and Hot Tubs - additional value exceeding \$40,000.00. Added to fee above.  11. Construction Trailer or Sales Trailer includes all trades and plan review 12. Mobile Home on lot setup. Includes all trades and plan review.	\$11 per \$1,000; Min. \$100 per inspection \$8 per \$1,000; Min. \$100 per inspection \$8.25 per \$1,000; Min. \$100 per inspection \$7.25 per \$1,000; Min. \$100 per inspection Value based per Schedule or \$100 min per additional trade inspection See Text  \$160.00 Additional 20 % of standard permit fee.  \$320.00 \$225.00 \$225.00 \$425.00  \$525.00 \$5.50 per \$1,000  \$400.00 \$650.00

BUILDING SERVICES	FY22 Adopted
<p><b>V. Building Stand Alone Permits</b></p> <p>NOTE: Additional fees shall apply for work performed beyond the scope of the Building contractor's license (e.g. electrical, mechanical, plumbing). Fees shall be calculated on the gross value of the work per section IV 1-4 or as listed below. Minimum fee if not listed is \$100 per required inspection and \$125.00 Min Plan Review if applicable.</p> <p>1. Antenna Co Locate (no electric) includes Plan Review \$225.00</p> <p>2. Aluminum Structures without slab/footers: Screen room, Pool Cage, porch, carport, includes Building inspections and Plan Review \$235 plus \$1 per \$1000 value</p> <p>3. Aluminum Structures with slab/footers: Screen room, Pool Cage, porch, carport, includes Building Inspections and Plan Review \$300 plus \$1 per \$1000 value</p> <p>4. Demolition</p> <p>a. Commercial Demolition Permit includes all trades and plan review. \$200.00</p> <p>b. Residential Demolition Permit \$150.00</p> <p>c. Mobile Home Demolition - Plumbing Only \$100.00</p> <p>5. Damage pre-permit inspection, Fire or Structural (Includes Building and Electrical inspection) \$170.00</p> <p>6. Daycare - Inspections only - Includes Bldg., Elec. &amp; Fire Life-Safety. \$200.00</p> <p>7. Move Building Per-Inspections within Pinellas County Only. An additional/supplement permit will be required for foundation and building set per fee schedule. \$300.00</p> <p>8. Reroof</p> <p>a. Reroof – Residential or Commercial - 1st 20 Squares \$155.00</p> <p>b. Reroof - Residential or Commercial - Each additional Square \$1.50</p> <p>c. Reroof Metal/Alum Roof Over– Residential or Commercial - 1st 20 Squares Includes Plan Review \$220.00</p> <p>b. Reroof Metal/Alum Roof Over- Residential or Commercial - Each additional Squares \$1.50</p> <p>9. Retaining Walls, Masonry Walls, Seawalls Includes plan review \$285 plus \$.25 per. Lin. Ft.</p> <p>10. Signs</p> <p>a. Signs (Billboard, Pylon, or Pole Signs) no Electrical, Includes plan review \$300.00</p> <p>b. Signs (Billboard, Pylon, or Pole Signs) Includes Electrical and plan review \$400.00</p> <p>c. Signs (Wall) no Electrical, Includes plan review \$220.00</p> <p>b. Signs (Wall) Includes Electrical and plan review \$320.00</p> <p>11. Vinyl Siding, Soffit &amp; Fascia, Stucco over frame \$135.00</p> <p>12. Shed Detached, (Building Permit Not Required for one-story storage shed less than 100 square feet with no electrical, plumbing, or mechanical. May require Zoning/Habitat Permit</p> <p>a. Shed Frame Built on site - Shell Only (Max 3 Inspection trips) Includes plan review \$355.00</p> <p>b. Shed Prefab greater 100 sq. ft. , Includes plan review \$165.00</p> <p>13. Tents</p> <p>a. Tents includes plan review \$145.00</p> <p>b. Each additional tent within 100 Ft \$45.00</p> <p>14. Windows, Doors, shutters, Garage doors residential or commercial includes plan Review</p> <p>a. Up to 20 Openings ( For Electric shutters add \$100.00) \$140 per 20</p> <p>b. Each additional opening \$5 .00</p>	
<p><b>VI. Electrical Stand Alone Permit Fees</b></p> <p>NOTE: Additional fees shall apply for work performed beyond the scope of the electrical contractor's license (e.g. building, mechanical, plumbing). Fees shall be calculated on the gross value of the work per IV 1-4 or as listed below. Minimum fee if not listed is \$100 per required inspection and \$125.00 Min Plan Review if applicable.</p> <p>1. Temporary Underground Service (T.U.G.) and Pre-Power Inspections Commercial and Residential \$100.00</p> <p>2. Commercial Alarm System and/or Low Voltage, includes Plan review \$275.00</p> <p>3. Saw/Power Pole, Well Pump, Single/Double Pedestal \$125.00</p> <p>4. Residential Service Change \$125.00</p> <p>5. Commercial Service Change \$160.00</p> <p>6. Re-certification of Electric Service Residential or Commercial \$160.00</p> <p>7. Residential Generator includes all trades and Plan Review \$280.00</p>	

BUILDING SERVICES	FY22 Adopted
<p><b>VII. Plumbing Stand Alone Permit Fees</b></p> <p>NOTE: Additional fees shall apply for work performed beyond the scope of the plumbing contractor's license (e.g. building, mechanical, electrical). Fees shall be calculated on the gross value of the work per section IV 1-4 or as listed below. Minimum fee if not listed is \$100 per required inspection and \$125.00 Min Plan Review if applicable.</p> <ol style="list-style-type: none"> <li>1. Water Heater Replacement equal change out (Tank or Tankless) - Electric or Gas Reconnect, same locations \$80.00</li> <li>2. Water Heater Relocate/ tank to tankless or new tankless - Electric or Gas \$190.00</li> <li>3. Water Conditioner - New Installation or Relocation \$125.00</li> <li>4. Water Conditioner - Replacement - Same Location \$80.00</li> <li>5. New Commercial/Residential Utility Site Work, Sewer or Water \$100.00-First 100FT</li> <li>6. Existing Residential Water Service or Sewer Replacement Size for Size \$75.00-each Add'l 100Ft</li> <li>7. Re-pipe Water Distribution - Res/Comm. One Inspection \$80.00</li> <li>8. Submeters \$125 per every 10</li> <li>9. Shower Pan Replacement -Plumbing Only \$185.00</li> <li>10. Bathtub to Shower Conversion including Building Inspection \$275.00</li> <li>11. Residential Washing Machine Supply Valve Outlet Box. Does not included Electrical \$125.00</li> <li>12. Plumbing Fixture Replacement Residential or Commercial \$100.00</li> </ol> <p><b>VIII. Gas Stand Alone Permit Fees</b></p> <p>NOTE: Additional fees shall apply for work performed beyond the scope of the gas contractor's license (e.g. mechanical, electrical, plumbing). Fees shall be calculated on the gross value of the work per section IV 1-4 or as listed below. Minimum fee if not listed is \$100 per required inspection and \$125.00 Min Plan Review if applicable.</p> <ol style="list-style-type: none"> <li>1. Residential or Commercial, New system, Modify or Add appliance to existing system, change LP to Natural Gas \$70 per appliance; Min. \$175</li> <li>2. Water Heater Gas - Electric Conversion (includes plumbing) \$185.00</li> <li>3. Gas Appliance Replacement Equal Change \$80.00</li> <li>4. Change of LP Supplier \$80.00</li> <li>5. Medical Gas/Vacuum \$125 per every 10</li> </ol> <p><b>IX. Mechanical Stand Alone Permit Fees</b></p> <p>NOTE: Additional fees shall apply for work performed beyond the scope of the mechanical contractor's license (e.g. Plumbing, electrical, gas). Fees shall be calculated on the gross value of the work per section IV 1-4 or as listed below. Minimum fee if not listed is \$100 per required inspection and \$125.00 Min Plan Review if applicable.</p> <ol style="list-style-type: none"> <li>1. Air Conditioning Equal Changeout (Does Not Include Gas, Oil, or Electrical) \$138.00</li> <li>2. Air Conditioning Changeout with Electric \$236.00</li> <li>3. Air Conditioning Changeout with Electric and Ducts \$336.00</li> <li>4. Two (2) Air Conditioning Equal Changeouts \$270.00</li> <li>5. Air Conditioning Unit Removal and Reinstallation for Re-Roofing. Includes Electrical \$200 per 5 units or less</li> <li>6. Duct Replacement, additions or alterations, or Mobile Home Duct \$110 plus \$1 per \$1000 value</li> <li>7. Furnace Change Out (does not include Electric or Gas) without Condensing Unit \$100.00</li> <li>8. Heat Recovery (includes Electric &amp; Plumbing) \$185.00</li> <li>9. Hood, Refrigeration, Chemical System, Boiler, Spray Booth, Chiller, etc. Includes plan review, Mechanical only. Min \$100.00 per inspection for each additional trade. Work over \$75,000 may be based on value per Section IV (3) \$285.00</li> <li>10. Refrigeration Change Out/Equal Change Out \$100.00</li> </ol> <p><b>X. Inspections</b></p> <ol style="list-style-type: none"> <li>1. Re-inspection Fee \$70.00</li> <li>2. Re-inspection Fee for Lockout. \$30.00</li> <li>3. Re-inspection Fee for third and any subsequent Re-inspection, for the same noted Code Violation - Four (4) times Re-inspection Fee. Per FS 553.80(2) (c) \$280.00</li> <li>4. After Hours inspection per individual trade inspection maximum 4 inspections per trade done at same inspection stop. (After/before normal inspection hours or days) (Normal inspection hours M-F 8:00am through 4:15pm excluding county holidays). \$400.00</li> </ol>	

BUILDING SERVICES	FY22 Adopted
<p><b>XI. General/Administrative Fees</b></p> <p>Appeals</p> <p>1. Building Official Determination \$150.00</p> <p>2. Flood Variance Request \$400.00</p> <p>Documents</p> <p>1. Duplicate Certificate of Occupancy, Certificate of Completion Request – More than 15 days after Final Inspection or Duplicate Placard \$35.00</p> <p>\$25.00 per page \$50 Min not to exceed original plan review fee.</p> <p>2. Duplicate Plan Certification \$150.00</p> <p>3. Flood information/letter Request \$60.00</p> <p>4. Permit/Property information Request per address/parcel</p> <p>Services</p> <p>1. Address change (numbers only) \$100.00</p> <p>2. Contractor Change. Includes all Trade Sections. Can be combined with reinstatement of permit for one fee if both are done with the same transaction. Not to Exceed the Original Permit Fee. \$120.00</p> <p>3. Mail-In Permit submittal processing fee. \$70.00</p> <p>4. Fire Permit Processing Fee. Applied to all stand alone fire permits requiring review. \$125.00</p> <p>5. Notarize signature. \$6.00</p> <p>6. Refund processing Fee: No refund of permits if work has commenced or if permit is over 180 days old. Plan review fees, DRS and Zoning fees are not refundable. All Refunds are subject to management determination. \$100.00</p> <p>7. Permit Reinstatement (Reinstatement of expired permit) \$120.00</p> <p>8. Permit Extensions (within 10 days prior to permit expiration) \$40.00</p> <p>9. Stocking Authorization Permit (commercial) \$200.00</p> <p>10. Stop Work Order Release \$200.00</p> <p>11. Technology Fees</p> <p>a. All Express Building Permits (EBP), such as, Re-Roofing, Window and Door Replacements, A/C, Water Heater replacements, etc. \$1.50</p> <p>b. Walk-in/Dropoff Express Building Permits (EBP). Re-Roofing, Window and Door Replacements, A/C, Water Heater replacements. Walk-in/Dropoff stand alone trade permits. \$2.50</p> <p>c. All Combo Building Permits (CBP) such as. New construction, Additions, Remodels, Solar, Pools, Signs, etc....</p> <p>(1) Value of Work \$0.00 to \$10,000 \$4.00</p> <p>(2) Value of Work \$10,001 to 50,000 \$8.00</p> <p>(3) Value of work 50,001 and up \$12.00</p> <p><b>XII. Interlocal Municipal Fees</b></p> <p>1. Inspection Fee for Municipal Interlocal Agreement (or as per Agreement) \$100.00</p> <p>2. Local Regulation Review Fee with plans (contract communities) \$125.00</p> <p>3. Local Regulation Commercial Site Plan Review \$125.00</p> <p>4. Contract Community Board of Adjustment variance advisory process \$90 per staff hour</p> <p><b>XIII. Private Provider Administrative Fees</b></p> <p><b>Note all private provider permits are charged the state mandated surcharge fees based on the calculated county permit fees. FL Statute 553 FBC Surcharge 1% of permit fees min \$2 and FL Statute 468 BCAIB Surcharge, 1.5% of permit fees min \$2</b></p> <p>1. Commercial Plan Review and Inspections \$200 Base Admin Fee Plus 25% of Calculated Plan Review and Inspections permit fees \$200 Base Admin Fee Plus 25% of Calculated Plan Review and Inspections permit fees</p> <p>2. Residential Plan Review and Inspections \$200 Base Admin Fee Plus 25% of Calculated Plan Review and Inspections permit fees</p> <p>3. Inspections Only \$200 Base Admin Fee Plus 25% of Calculated Inspection permit fees</p> <p>4. Supplements and Revisions processing fees. \$100.00</p>	

Communications	FY22 Adopted
<b>I. Basic Studio Package (1) (Includes: 3 cameras, switcher, DVE, 3 VTR's, Audio, make-up and green room, Director, Audio Operator, Graphics, Camera/Tape Operator, and Floor Director). Requires purchase of a minimum of 2 tapes.</b>	\$300.00 per Hour Plus Overtime
<b>II. Teleprompter with Operator (1) (Optional with Basic Studio Package).</b>	\$40.00 per Hour Plus Overtime
<b>III. Captioning * (Optional with Basic Studio Package)</b> *Price for captioning subject to change based on contractual agreement with provider to County.	\$120.00 per Hour
<b>IV. Duplication:</b> A. DVD Disc	\$10.00 Each
<b>V. Studio A room Rental Only - No County equipment</b>	\$100.00 per Hour plus Overtime
<b>(1) An additional overtime surcharge of 25% is charged for services after 5 p.m. and on weekends.</b>	

<b>Contractor Licensing Department</b>	<b>FY22 Adopted</b>
<b>I. Application for Examination or Reciprocity:</b>	
a. Journeyman	\$75.00
b. Contractor	\$250.00
<b>II. Registration/Renewals of State Certified Contractors</b>	\$35.00
<b>III. Renewals:</b>	
a. Active License	\$150.00
b. Inactive License	\$75.00
c. Journeyman	\$35.00
<b>IV. Late Fees:</b>	
a. After September 30 for Six (6) Months	\$100.00
b. After Six (6) Months	\$150.00
<b>V. Reinstatement of License (See exception for State Certified Contractors)</b>	\$125.00
<b>VI. Countywide Board of Adjustments and Appeals Appeal</b>	\$100.00
<b>VII. Product Approval</b>	\$100.00
<b>VIII. Change of Status Applicants Qualifying a Corporation, LLC, or a Fictitious Name</b>	\$100.00
<b>IX. Verification of License Status</b>	\$20.00
<b>X. Reciprocity Letters</b>	\$20.00
<b>XI. Duplicate or Replacement of Competency License</b>	\$1.00
<b>NOTE: The Construction Licensing Board will be assessing equity and market competitiveness of fees and fines. These may require modification during the course of the year.</b>	

Development Review Services Dept	FY22 Adopted
<b>DEVELOPMENT REVIEW</b>	
<b>I. A. Site Plan Review</b>	
1. Standard Site Plan: (typical development proposal requiring the routine review of a property)	
A. Standard Residential	\$1,694.00 Plus \$61.00 per Acre for Each Acre Over 5 Acres
B. Standard Non - Residential	\$1,694.00 Plus \$61.00 per 1,000 Sq. Ft. Covered Floor Area
2. Complex Site Plan: (multifaceted development proposal requiring detailed review, analysis, and coordination between multiple County departments, as well as external agencies.) Examples may include, but are not limited to, projects involving drainage modeling, floodplain impacts, environmental conservation and species protection.	
A. Complex Residential	\$3,388.00 Plus \$122.00 per Acre for Each Acre Over 5 Acres
B. Complex Non - Residential	\$3,388.00 Plus \$122.00 per 1,000 Sq. Ft. Covered Floor Area
<b>B. All Site Plans</b>	
1. Resubmittal Fee	\$1,216.00
2. Over-the-Counter:	
a. Single Family	\$72.00
b. Multi-Family / Commercial	\$473.00
c. Inter-Departmental Coordinated Review	\$935.00
3. Sub-Sheet (s) Review – Per Submittal	\$275.00
4. As Built Plan Submittal	\$275.00
5. Parking Lot Re-striping Review	\$55.00
6. Residential Design Manufactured Home Application	\$215.00
7. Revisions to an Approved Site Plan (RAP)	\$1,216.00
8. Expedited:	
a. Affordable Housing	Free with verification
b. Economic Development Priority Project	Free with verification
c. Schools (Public and Charter Only)	Free with verification
d. County Capital Improvement Projects (CIP)	Free with verification
9. Pre-Application:	
a. Conceptual	\$50.00 (credit applied towards application fee)
b. Pre-Submittal	\$350.00 (credit applied toward application fee)
c. Additional Pre-Submittal Meeting	\$350.00
d. Comment Review Meeting	\$350.00 (credit applied toward resubmittal fee)
e. Design Consultation	\$62.00 per hour
10. Consultant Review	At Cost
<b>II. Subdivision Plat Review</b>	
A. Subdivision Plat Review	\$2,185.00
B. Subdivision Plat Re-Submittal	Plus \$18.00 per Lot/Tract No Charge for First Resubmittal; 50% of the Initial Submittal Fee for all subsequent Submittals
C. Monument Inspection Fee	\$240.00
D. Monument Re-Inspection Fee	\$135.00

Development Review Services Dept	FY22 Adopted
<b>III. Subdivision Inspection Fees</b>	
A. Subdivision Initial Inspection Fee	\$410.00
B. Subdivision Re-Inspection Fee	\$210.00
<b>IV. Request for Street Name Change</b>	\$325.00 Plus Actual Cost of Legal Advertising and Actual Cost of Street Signs
<b>V. Special Event Permits</b>	
A. Residential Block Parties	\$45.00 per Event
B. Art Shows, Festivals	\$130.00 per Event
C. Marathons, Parades and Races over County Roads	\$130.00 per Event
D. Re-submittal Fee	50% of the Initial Submittal Fee
<b>VI. Right of Way Utilization Permit – Fees payable by all private and commercial interests, all municipal governmental entities, and all privately and publicly held utilities. All fees include the initial inspection.</b>	
A. Residential Driveway, Residential Water Connection, Residential Sewer Connection, Residential Storm Drainage Connection or Pipe Installation	\$52.00 Each
B. Residential Reinspection Fee	\$35.00 Each
C. Standard Commercial Driveway	\$345.00 Each
D. Commercial Storm Sewer Connection	\$260.00 Each
E. Commercial Sanitary Sewer Connection	\$260.00 Each
F. Commercial Water Connection	\$260.00 Each
G. Turn Lane Median Cuts	\$345.00
H. New Road Construction (includes new subdivision roads)	\$860.00 Minimum Up to 1/2 mile, \$1,290.00 Per Mile for Each Additional Mile (Prorated) \$430.00
I. Utility Construction (Including lines for the transmission of gas, electricity, television or similar services, whether underground or overhead)	
J. Non-Telecommunications Service Providers - Conduit Laying	\$860.00 per Mile
K. Telecommunication Antenna (Co-locate)	\$130.00 Each
L. Telecommunication Tower	\$430.00 Each
M. Monitor Wells (\$5000 Surety required for each well)	\$175.00 Each
N. House Moving (Minimum \$5000 Surety Required)	\$260.00
O. Miscellaneous use of Right of Way or Easements	\$130.00
P. Commercial Reinspection Fee	\$210.00 Each
Q. Municipalities	No Charge
R. Landscaping within Right of Way or Easement	
1. Single Family Residence	No Charge
2. All Others	\$172.00
S. Tree Removal within the Right of Way (Applies when the proposed design requires the removal of a healthy specimen tree.)	
1. Single Family Residence	\$52.00 Each
2. Commercial	\$250.00 Each
T. Right of Way Code - Waiver Request	
1. Residential - Initial Application	\$125.00
2. Commercial - Initial Application	\$325.00
3. Appeal to the Board of County Commissioner after Administrative Appeal	\$400.00 plus Actual Cost of Notices and Advertising \$86.00
U. Modify or Extend an Existing Permit	
V. Re-submittal Fee for Right of Way Permits above	50% of the Initial Submittal Fee
<b>VII. After the Fact Applications (For all permits, including utility providers)</b>	Double the Normal Fee



Development Review Services Dept	FY22 Adopted
<b>VIII. Petition to Vacate</b>	\$750.00 Plus Actual Cost of Legal Advertising and Clerk of Court Fees
<b>IX. Release of Property Interest</b>	\$750.00 Plus Actual Cost of Legal Advertising and Clerk of Court Fees
<b>X. DRI Review</b>	\$19,080.00
A. Substantial Deviation	\$7,777.00
B. Incremental Deviation	\$7,777.00
C. Substantial Deviation Determination	\$2035.00
D. Review DRI Annual Reports	\$473.00
<b>XI. Habitat Management Permit Application Fees</b>	
A. Trees Only	
1. Dead Tree Verification (Note) Replants may be necessary	\$18.00
2. Verification of no trees on site (Note) Replants may be necessary	\$18.00
3. Damaged/Declining/Diseased (Note) Replants may be necessary	\$50.00
4. Structural Impacts/Vehicle Sight Lines (Note) Replants may be necessary	\$50.00
B. Tree Removal on existing/developed parcels	
1. Single Family, Townhomes, Privately owned or adjacent parcel Ownership	\$50.00
2. Multi-family (MHP, Condominiums, Apartments) Established Site	\$250.00
3. Commercial, Occupied, Established Site	\$250.00
C. Development Activities	
1. Single Family Homes	\$495.00
2. Multi-Family (MHP, Condominium, Apartment)	\$495.00
3. Commercial - Minor (sign/canopy)	\$100.00
4. Commercial - Major (building, drainage, etc.)	\$495.00 per acre
5. Grubbing (Vacant)	\$495.00
6. Addition - Single family	\$100.00
7. Addition - Multi-Family/Commercial	\$495.00
8. Pool - Single Family	\$100.00
9. Pool - Multi-Family/Commercial	\$495.00
10. Detached Structures - Single Family	\$100.00
11. Detached Structures - Multi-Family/Commercial	\$495.00
D. Re-inspection Fees	
1. Single Family	\$50.00
2. Multi-Family / Commercial	\$200.00
3. Each re-inspection after the 2nd - Single Family	\$200.00
4. Each re-inspection after the 2nd - Multi-Family/Commercial	\$495.00
E. Certificate of Occupancy Inspections	
1. Initial Inspection - Single Family	Included
2. Initial Inspection - Multi-family or Commercial	Included
3. 2nd Inspection - Single Family	\$50.00
4. 2nd Inspection - Multi-Family/Commercial	\$200.00
5. Each re-inspection after the 2nd - Single Family	\$200.00
6. Each re-inspection after the 2nd - Multi-Family or Commercial	\$495.00
<b>XII. Wetland Verification</b>	
A. Residential	\$138.00
B. Non-Residential	\$270.00

<b>Development Review Services Dept</b>	<b>FY22 Adopted</b>
<b>XIII. Zoning Clearance</b>	
A. Zoning Clearance With Zoning Requirements	\$66.00
B. Zoning Clearance With No Zoning Requirements (reroofs, plumbing, electricity, siding, soffit, etc.)	\$12.00
<b>XIV. Liquor Clearance</b>	\$215.00
If No Field Check Required	\$81.00
<b>XV. Field Check</b>	\$215.00
<b>XVI. Copies of Zoning Regulations</b>	\$44.00
<b>XVII. Certificate of Present Zoning or Land Use</b>	
A. Simple: Zoning and Land Use Only	\$49.00 per parcel
B. Detailed: Zoning, Land Use, Conforming, Master Plan, Certificate of Occupancy, Violations, etc.	\$149.00 per parcel
<b>XVIII. Adult Use Permit</b>	\$523.00
<b>XIX. After the Fact Applications (For all permits, variances, exceptions, etc.)</b>	Double the Normal Fee
<b>XX. Zoning Map - Site Plan Duplications</b>	
A. Half Section Zoning Maps, 11"x17" (color copy)	\$3.00
B. Site Plan Duplication 24"x 36"	\$7.00 per page
C. Digital Scanning	\$5.00 per Sheet
D. Record Research	\$45.00 per Hour
<b>XXI. Advertising for Public Hearings (DRI)</b>	Actual Cost of Advertising
<b>XXII. Billboard Application Fee</b>	
A. New or Replacement - Standard	\$250.00
B. Electronic/Digital - Changeable Message	\$500.00
C. Annual Verification Fee	\$125.00
<b>XXIII. Technical Consultation</b>	\$90.00 per Hour
<b>XXIV. Administrative Waivers / Variances / Adjustments (independent of site plan application)</b>	
A. Minor Variances	
1. Setbacks	\$35.00
2. Parking	\$50.00
B. Administrative Adjustment	
1. Fence Height	\$175.00
2. Infill Development	\$175.00
C. Waivers	
1. Roadway Frontage	\$175.00
2. Other Provisions of the Land Development Code	\$215.00

Development Review Services Dept	FY22 Adopted
<b>XXV. Temporary Uses</b>	\$215.00
<b>CODE ENFORCEMENT</b>	
<b>I. Lot Clearing</b>	
A. Administrative Fee	\$400.00
B. Mowing & Debris Removal	At Cost
C. Secure Property	At Cost
D. Secure Property - Materials	At Cost
E. Vehicle Towing, Transport and Storage Services	At Cost
<b>II. Research Fee for Code Enforcement Violations and Liens (per property)</b>	\$60.00
<b>III. Re-inspection Fees</b>	
A. 1st & 2nd re-inspection	No Charge
B. 3rd re-inspection and above	\$45.00
<b>IV. Foreclosed Property Registration Fee</b>	\$200.00
<b>V. Lien Payoff Statement Fees</b>	
A. 1st Statement	No Charge
B. Each Additional Request	\$15.00
<b>VI. After Hours Noise Monitoring - Code Enforcement Officer</b>	\$55.00 per hour (2 Hr. Minimum)
<b>VII. Lien Settlement Administrative Fee</b>	
A. Lien Recipient (violator)	Included in Lien Settlement
B. Non-Lien holder	\$300.00

Economic Development	FY22 Adopted
I. Economic Development Workshop/Seminar Registration (per person)	Up to \$199.00
II. Exhibitor Fess (per participating business)	Up to \$100.00
NOTE: Rates may vary depending upon such factors as audience size/participants, event type, duration, venue, and services required.	

Emergency Management	FY22 Adopted
I. External Agencies, Institutions and Facilities Comprehensive Emergency Management Plan (C.E.M.P.) Review Fee	\$31.20 per hour or a prorated portion thereof, Up to Maximum of 16 Hours for \$499.20
II. Technical Assistance with C.E.M.P. for External Agencies, Institutions and Facilities	\$24.60 per hour or a prorated portion thereof, Up to Maximum of 10 Hours for \$246.00

Florida Department of Health in Pinellas County	FY22 Adopted
<b>I. Environmental Services</b>	
<b>A. Food Hygiene</b>	
1. Permit Re-issuance After Revocation	\$75.00 Each Inspection
2. Child Care - Limited Menu	\$60.00 Annual Permit
3. Child Care-Full Food (HB5311)	\$100.00 Annual Permit
4. Satellite Schools	\$75.00 Annual Permit
5. Sport Facility	\$75.00 Annual Permit
6. Religious Facility	\$50.00 Annual Permit
7. Religious Facility - Child Care	\$85.00 Annual Permit
8. Adult Living Facility (up to 10 residents)	\$100.00 Annual Permit
9. Non-Profit Organization (Temporary Event)	\$50.00 per Occurrence
10. Hospitals (HB5311) Implemented July 1, 2010	\$250.00 Annual Permit
11. Nursing Homes (HB5311) Implemented July 1, 2010	\$250.00 Annual Permit
12. Nursing Home/Hospital Satellite Kitchens	\$125.00 Annual Permit
13. Other Miscellaneous Food Service (HB5311)	\$190.00 Annual Permit
14. Late Fee	\$25.00 per Occurrence
15. Satellite Food Service/Limited Food Operations	\$75.00 Annual Permit
16. Alcoholic Beverage Application Processing	\$50.00 per Occurrence
<b>B. Group Care Facilities</b>	
1. Nursing Home Surveillance	\$9.00 Annual per Bed
2. Residential Facilities	
a. Residential Facilities/Adult Family Care Homes (Non-Licensed Requested Inspections)	\$85.00 Each Occurrence
b. Adult Living Facilities/Other Residential Facilities (3-10 residents)	\$85.00 Annual Permit
c. Adult Living Facilities/Other Residential Facilities (11-24 residents)	\$125.00 Annual Permit
d. Adult Living Facilities/Other Residential Facilities (25 or more residents)	\$165.00 Annual Permit
3. Private/Charter/Vocational/Other School Facilities	
a. School Facilities up to 50 students	\$50.00 Annual Permit
b. School Facilities 51 - 150 students	\$100.00 Annual Permit
c. School Facilities 151 - 300 students	\$150.00 Annual Permit
d. School Facilities >301 students	\$200.00 Annual Permit
4. Late Fee	\$25.00 per Occurrence

Florida Department of Health in Pinellas County	FY22 Adopted
C. Air Pollution Control	
1. Indoor Air Quality	
a. Site Evaluation and Analysis on site (residential)	\$75.00 per Occurrence
b. Site Evaluation and Sampling for Lab Analysis -- Base Fee (residential)	\$75.00 per Occurrence
Plus per lab sample submitted	\$40.00 per Sample
c. Public Building Evaluation under 10,000 sq. ft.	\$350.00 per Occurrence
d. Public Building Evaluation over 10,000 sq. ft.	\$500.00 per Occurrence
e. Site Evaluation and Analysis on site (Out of County)	\$300.00 per Occurrence
f. Public Building Evaluation under 10,000 sq ft (Out of County)	\$450.00 per Occurrence
g. Public Building Evaluation 10,000 sq ft and over (Out of County)	\$600.00 per Occurrence
h. Client Submitted Sample Analysis (up to 5 samples)	\$25.00 per Occurrence
D. Lead Abatement	
1. Site Evaluation - Residential (under 1,200 sq. ft.)	\$75.00 per Occurrence
2. Site Evaluation - Residential (1,200 - 1,999 sq. ft.)	\$100.00 per Occurrence
3. Site Evaluation - Residential (over 2,000 sq. ft.)	\$125.00 per Occurrence
4. Site Evaluation - per lab sample submitted	\$25.00 per Sample
5. Indoor Survey (XRF) -- on site	\$50.00 per Occurrence
6. Out of County Site Evaluation - Residential	\$300.00 per Occurrence
7. Lead	
a. Lead Hazard Site Visit & Sample Collection	\$50.00 per Site Visit
b. Client Submitted Product Sample Testing (up to 3 samples)	\$10.00 per Occurrence
E. Radon Testing	
1. Provide Radon Kit	\$10.00 per Kit
F. Private Water Systems	
1. Microbiological Site Visit & Sample Collection	\$40.00 per Site Visit
2. Microbiological Sample Analysis	\$25.00 per Sample
G. Public Drinking Water	
1. Water Main Clearance Approval	
a. Microbiological Site Visit & Sample Collection	\$40.00 per Site Visit
b. Microbiological Sample Analysis	\$25.00 per Sample
2. Operating Permit Late Fee	\$50.00
H. Public Swimming Pools	
1. Construction Permit	\$350.00
2. Modification of Original Construction Permit	\$150.00
3. Initial Operating Permit	\$150.00
4. Annual Operating Permit - Due annually prior to July 1	\$125.00
5. Pools Program Services Fee - Due annually prior to July 1	\$50.00
6. Late Fee	\$25.00 per Occurrence
7. Modification of Original Construction Inspection - all pools	\$75.00 per Inspection

Florida Department of Health in Pinellas County	FY22 Adopted
<p>I. Miscellaneous</p> <p>1. Search of Environmental Records</p> <p>2. Professional Instruction &amp; Training</p> <p>    a. Food Hygiene</p> <p>    b. Biomedical Waste (1-9 attendees)</p> <p>    c. Biomedical Waste (10-24 attendees)</p> <p>    d. Biomedical Waste (25-49 attendees)</p> <p>    e. Biomedical Waste (50+ attendees)</p> <p>    f. Body Piercing - Certification Course</p> <p>    g. Body Piercing - Update Course</p> <p>    h. Indoor Air Quality</p> <p>    i. Food Hygiene Manager's Certification</p> <p>    j. Pool School</p> <p>3. Request for Non-Scheduled Inspection</p> <p>4. General Plan Review</p> <p>5. Plan Review Expedite Fee</p> <p>6. Issuance of Duplicate Certificate</p> <p>7. Re-inspection Fee-All Programs (For each re-inspection after the first)</p> <p>J. Lead Hazard Investigations</p> <p>    1. Section 8 HUD Housing/Commercial Evaluations - Base Fee</p> <p>        J-1 Plus per lab sample submitted</p> <p>K. Healthy Homes (Asthma)</p> <p>    1. Healthy Homes Evaluation - Base Fee</p> <p>        K-1 Plus per lab sample submitted</p> <p>L. Onsite Sewage Treatment and Disposal (OSTDS)</p> <p>    1. Verification and Enforcement Notification</p> <p>    2. After the Fact Permit Fees</p> <p>        a. New Septic Permit</p> <p>        b. Septic Repair Permit</p> <p>        c. Septic Modification Permit</p> <p>        d. Septic Abandonment Permit</p> <p>    3. Sanitary Nuisance Re-Inspection Fee</p> <p>    4. Operating/Service Permit Late Fee</p> <p>    5. Scheduled OSTDS Inspections</p> <p>    6. Commercial and Industrial Manufacturing Operating Permits</p> <p>    7. Aerobic Treatment Unit/Performance-Based Treatment Unit Operating Permit (Biennial)</p> <p>    8. Commercial Sand Filter Operating Permit (Biennial)</p> <p>M. Mobile Home and RV Parks</p> <p>    1. Annual Permit</p> <p>N. Review and Certify Comprehensive Emergency Plans for organizations (pursuant F.S. 400.492)</p> <p>    1. Initial review and certification of emergency plans for organizations (home health agencies, nurse registries, hospice programs, and home medical equipment providers).</p> <p>    2. Annual update and/or revision for review and certification of emergency plans for organizations (home health agencies, nurse registries, hospice programs, and home medical equipment providers).</p>	<p>\$25.00 per Occurrence</p> <p>\$10.00 per Person</p> <p>\$50.00 per Course</p> <p>\$75.00 per Course</p> <p>\$100.00 per Course</p> <p>\$125.00 per Course</p> <p>\$75.00 per Attendee</p> <p>\$50.00 per Attendee</p> <p>\$35.00 per Attendee</p> <p>\$50.00 per Attendee</p> <p>\$25.00 per Attendee</p> <p>\$40.00 per Inspection</p> <p>\$40.00 per Hour</p> <p>\$40.00 per Hour in addition to the normal hourly rate</p> <p>\$10.00 Each</p> <p>\$40.00 per Re-inspection</p> <p>\$150.00</p> <p>\$25.00 per Sample</p> <p>\$100.00</p> <p>\$40.00 per Sample</p> <p>\$50.00</p> <p>\$570.00</p> <p>\$470.00</p> <p>\$460.00</p> <p>\$100.00</p> <p>\$50.00</p> <p>\$50.00</p> <p>\$50.00</p> <p>\$100.00</p> <p>\$200.00</p> <p>\$4.00 per space; \$100.00 Minimum; \$600.00 Maximum</p> <p>\$60.00</p> <p>\$30.00</p>



Florida Department of Health in Pinellas County	FY22 Adopted
<p><b>II. Administrative Services</b></p> <p>A. Vital Statistics</p> <ol style="list-style-type: none"> <li>1. Certificate Copy of Birth Record (1) (2)</li> <li>2. Computer Generated Birth Record (1) (2)</li> <li>3. Certified Copy of Death Record (1)</li> <li>4. Expedite Copy Fee</li> <li>5. Expedite Review Fee</li> <li>6. Notary Services</li> </ol> <p>B. Administration</p> <ol style="list-style-type: none"> <li>1. Replacement of employee key card</li> <li>2. Patient record copies</li> <li>3. Other record copies</li> <li>4. Overnight Mailing Service</li> <li>5. Convert Record Copies for Emailing</li> <li>6. Convert Records to CD-ROM</li> <li>7. Fingerprinting Fee</li> </ol> <p>(1) Fee includes a five year search &amp; retrieval of record, if found. If no record is found, fee is non-refundable. Further five-year searches require additional fee of same amount.</p> <p>(2) \$4.00 state mandated surcharge. (\$3.50 is remitted to the state and \$0.50 is remitted to the FL Department of Health, Pinellas Trust Fund).</p> <p><b>III. Clinical Services</b></p> <p>Fees for Clinical Services ( including primary care, family planning, maternity, child, &amp; dental services ) will be charged on a Fee For Service basis. Such fee shall be no less than the Medicaid Fee For Service reimbursement rate and no greater than Medicare reimbursement rate, in effect at the time of service, if such rates are available. The fee will be determined by the type of visit. The client sliding fee group (based on Federal OMB guidelines) will be applied to the fee.</p> <p>In the event that there is no associated Medicaid/Medicare fee for the service, the Health Department will determine usual and customary fee associated with that service within the County and will not charge less than 90% and not more than 120% of the local usual and customary fee. The Health Department Director will review and approve all fees at least bi-annually and authorize changes.</p> <p>Administration Fee will be charged at \$15 per visit unless stated otherwise. A draw fee for Laboratory services will be charged at \$10 per visit.</p> <p>NOTE: As per Florida Administrative Code 64F-16.007 the Health Department Director has the authority to reduce or waive charges in situations where a person with an income above 100% of poverty is unable to pay.</p> <ol style="list-style-type: none"> <li>1. FP - Sterilization Services</li> <li>2. Laboratory Services</li> </ol> <p>If a client elects not to have income eligibility determination, then the following services will be charged as follows:</p> <p>A. Communicable Disease Surveillance</p> <ol style="list-style-type: none"> <li>1. Health Certificates</li> <li>2. I - 693 Medical Exam</li> <li>3. I - 693 Exam Follow-Up</li> </ol> <p>B. Chronic Diseases</p>	<p>\$13.00 First Copy \$8.00 Each Add'l Copy \$13.00 First copy \$8.00 Each Add'l Copy \$9.00 per First Copy \$8.00 Each Add'l Copy \$5.00 per Request \$10.00 per Request \$10.00 per Request</p> <p>\$10.00 per Occurrence \$1.00 per Page \$0.15 per page per one sided copy no more than 8.5 by 14 inches, plus additional \$0.05 for each two-sided copy</p> <p>Actual cost of mailing Actual cost of providing service, including staff time. Actual cost of providing service, including staff time, mailing &amp; supplies. Cost Plus \$5.00 administration fee to the nearest dollar</p> <p>Contracted Cost Cost Plus Draw Fee</p> <p>\$25.00 \$155.00 \$85.00</p>

Florida Department of Health in Pinellas County	FY22 Adopted
C. General Nutrition (Excluding WIC) and EPSDT	
1. Initial consultation visit	\$30.00
2. Follow-up visit	\$20.00
3. Dietary consultation to other agencies	\$40.00 per Hour
D. Pharmaceuticals, Immunizations & Other	
1. PHAR - Over the Counter Drugs	Cost Plus \$1 Handling Charge
2. IMM – Influenza	Cost Plus Administration Fee, Rounded to the Nearest \$5 Increment \$1.00
3. IMM – Certificate Validation	
4. IMM – Adult & Other Immunizations – Foreign Travel	Cost Plus Administration Fee
a. Foreign Travel-Initial Consultation Visit	\$50.00 per hour
b. Foreign Travel-Duplicate Certificate	\$25.00 per certificate
5. Infant Car Seat Distribution Fee	\$10.00
6. AIDS – Anonymous HIV/AIDS Testing	\$20.00
7. Rapid Plasma Reagin (RPR) Testing only	\$10.00
8. STD – Screen (Testing Only)	\$20.00
9. RR - Health Education Classes	\$10.00 per Class
10. RR - Risk Reduction Session	\$10.00 per Session
11. Nursing Services - Charter Schools	\$85.00 per Student
12. School Physical	\$26.50
13. TB Skin Test	\$20.00
14. TB Blood Test	Cost Plus \$10.00 Administration Fee
15. Chest X-Ray	\$53.00
16. Hepatitis Screening	\$10.00
17. Dental Services performed by a Dentist	\$70.00 per encounter
18. Dental Services performed by a Dental Hygienist	\$40.00 per encounter
19. Maternity Services; office visit	\$20.00 per encounter

Housing & Community Development	FY22 Adopted
<b>PLANNING</b>	
<b>I. Zoning Change (includes advertising fee*)</b>	
I. - A. 0 – 5 Acres	\$1,720.00
I. - B. 5.01 – 10 Acres	\$1,875.00
I. - C. 10.01 – 15 Acres	\$2,435.00
I. - D. 15.01 Acres and Up	\$2,595.00
<b>II. Land Use Change (includes advertsing fee*)</b>	
II. - A. 0 – 5 Acres	\$2,050.00
II. - B. 5.01 – 10 Acres	\$2,210.00
II. - C. 10.01 – 15 Acres	\$2,990.00
II. - D. 15.01 Acres and Up	\$3,140.00
<b>III. Zoning and Land Use Change (Based on Land Use Acreage) (Includes advertising fee*)</b>	
III. - A. 0 – 5 Acres	\$2,935.00
III. - B. 5.01 – 10 Acres	\$3,090.00
III. - C. 10.01 – 15 Acres	\$3,830.00
III. - D. 15.01 Acres and Up	\$3,990.00
<b>IV. Type 3 Use (Includes Advertsing Fee)</b>	
IV. - A. 0 – 5 Acres	\$1,760.00
IV. - B. 5+ Acres and Up	\$2,200.00
<b>V. Type 2 Use</b>	
V. - A. 0 – 5 Acres	\$1,410.00
V. - B. 5+ Acres and Up	\$1,850.00
<b>VI. Variance (Board of Adjustment and Appeals)</b>	
VI. - A. Residential	\$375.00
VI. - B. Non-Residential	\$500.00
<b>VII. Review/Revise Developer Agreements</b>	
VII. - A. In association with a zoning and/or land use change	\$1,500.00
VII. - B. Standalone (includes advertising fee*)	\$1,850.00
<b>VIII. Non-Conforming Use Review</b>	
VIII. - A. (Verification)	\$215.00
VIII. - B. (Modification)	\$375.00
<b>IX. Hearing Continuance per Request by Petitioner</b>	
IX. - A. Local Planning Agency or Board of County Commissioners	\$350.00
IX. - B. Board of Adjustment and Appeals	\$175.00
<b>X. Vested Rights Application</b>	\$1,370.00
<b>XI. Application for Takings Claim</b>	\$1,370.00
<b>XII. Administrative Adjustment</b>	
XII. - A. Type 1 Path A (departmental review)	\$175.00
XII. - B. Type 1. Path B (DRC Review)	\$250.00

Housing & Community Development	FY22 Adopted
<b>COMMUNITY DEVELOPMENT</b>	
<b>I. Portfolio Management</b>	
I. - A. Mortgage Loan Late Fee (for a period not to exceed 12 months) Percentage of the monthly payment	5.00%
I. - B. Mortgage Loan Subordination Fee (for a period not to exceed 12 months) Subordination Fee on each individual mortgage loan	\$50.00
I. - C. Mortgage Loan Modification Fee (for a period not to exceed 12 months) Modification Fee on each individual mortgage loan	\$100.00
NOTE: Late Fees: Florida Statutes 494.00781(13)(a) "A late payment fee may not be in excess of 5% of the amount of the payment past due." Florida Statutes 494.00791(13)(b) A late payment fee may only be assessed for a payment past due for 15 days or more.	

<b>Human Services</b>	<b>FY22 Adopted</b>
<b>I. Adult Use License</b>	
A. Consumer Protection Annual Fee	\$1,116.00
Health Department Fee	\$184.00
Sheriff Fee	\$300.00
I. A. -Application Fee*	\$100.00
I. A. -Total License Fee	\$1,700.00
B. Background Check	\$30.00 Each
* The \$100 application fee is non-refundable but creditable to the license fee.	
<b>II. Bingo Licenses</b>	
A. Class A License	
Consumer Protection Annual Fee	\$275.00
II. A. -Application Fee*	\$50.00
II. A. -Total License Fee	\$325.00
B. Class B License	
Consumer Protection Annual Fee	\$275.00
II. B. -Application Fee*	\$50.00
II. B. -Total License Fee	\$325.00
C. Background Check	\$30.00 Each
* The \$50 application fee is non-refundable but creditable to the license fee.	
<b>III. High Prescribing Health Clinics</b>	
A. Application Fee*	\$250.00
B. Annual Permit Fee	\$1,500.00
(A permit rate reduction of \$250 is available per Ord. No. 11- 44)	
* The \$250.00 application fee is non-refundable.	
<b>IV. Medical Examiner Services - Approval of Cremations, Dissections, and Burials at Sea</b>	\$40.00 Each
<b>V. Medical Examiner Cost Recovery for Laboratory Services</b> (Forensic laboratory investigative services reimbursement related to a conviction)	Varies
<b>VI. Electronic Service Fees (Consumer Protection)</b>	
A. Electronic Check*	Flat Fee \$1.50 per transaction
* Fee will take effect with the implementation of Accela.	

<b>Parks &amp; Conservation Resources</b>	<b>FY22 Adopted</b>
<b>I. Programs/Activities (summer camps, classes, workshops, instructional programs, hikes, canoe trips, etc. )</b>	Up to \$250.00
<b>II. Vendor Fees</b>	
A. Food and Products for Public Events	Up to \$500.00
B. Commission from Artists/Exhibitors' Sales	10% - 40%
C. Retail Sales of Goods	10% - 40%
NOTE: Rates for vendor fees and programs/activities may vary depending upon such factors as audience size/participants, event type, product vendor type, duration, venue, and services required.	
<b>III. Facility Rental Fees</b>	
A. Parks and Preserves	
1. Special Event Fee (rates vary depending on commercial, wedding, number of participants, duration, and venue)	Minimum \$50.00 per Day
2. Special Event Services Fee (assessed based upon actual costs)	Based upon actual costs
3. Park Road Closure Fee	\$3,000.00 per closure
4. Park Shelter Reservation Fee (per unit)	\$25.00 - \$100 per Day
5. Concession Vendor Permit Fee	\$150.00 per Month
6. Reservation Modification/Convenience Fee	\$5.00 per change
B. Pinellas County Biological Field Station & Associated Facilities	
1. Overnight accommodations (per night per person); does not ensure exclusive use of the facilities	\$1.00 to \$50.00
2. Day use of common areas (per hour)	\$5.00 to \$10.00
3. Day use of laboratory equipment and/or computer equipment (per hour)	\$5.00 to \$10.00
4. Extended equipment storage in Station and/or associated pole barn (per day)	\$1.00 to \$50.00
5. Long-term parking near Station (per day)	\$1.00 to \$5.00
NOTE: 25% discount for rental, shelter fees, field station fees, vehicle parking fees, and event fees is available.	
<b>IV. County Extension: Soluble Salts (Water)</b>	\$10.00
<b>V. Parks and Preserves</b>	
A. Campground Fees (rates vary based on date and camp site location)	
1. Area 1: Tent Sites (Sites 1-85)	\$32.00 - \$45.00 per Site per night
2. Areas 2 and 3: Camper/Trailer Sites (Sites 86-236)	\$37.00 - \$50.00 per site per night
3. Reservation Modification/Convenience Fee	\$5.00 per change
4. Cancellation Fee within 2 days prior to scheduled arrival date	\$32.00 - \$50.00 per reservation
5. Road Toll Surcharge	\$0.00
6. Primitive Camping Permit Fees for Shell Key Preserve	\$1.00 - \$20.00 per Reservation
7. Primitive Youth Group Camping Permit Fees for Fort De Soto and Wall Springs Park	\$1/child per night + \$5/adult per night
B. Boat Ramp Parking Fees (includes applicable sales tax)	
1. Daily Boat Trailer Parking Fee	\$6.00
2. Daily Vehicle Parking Fee	\$2.00
3. Annual Parking Pass	\$110.00
4. Senior Citizen Annual Parking Pass (age 65 or older upon proof of age)	\$55.00
5. Annual Pass Replacement and/or 3 or More Vehicle Fee	\$7.00 each
NOTE: For ramps not subject to Chapter 122, Pinellas County Code.	
C. Beach Access Parks - Parking Meters (includes applicable sales tax)	Up to \$2.50 per Hour

Parks & Conservation Resources	FY22
	Adopted
D. Fort DeSoto Park, Sand Key Park and Fred Howard Park (beach) Parking Fee	
1. Vehicle Fee per vehicle (excludes bicycles)	\$5.00
2. Annual Pass	\$75.00
3. Six (6) Month Pass	\$45.00
4. Senior Citizen Annual Pass (age 65 or older upon proof of age)	\$55.00
5. Senior Citizen Six (6) Month Pass (age 65 or older upon proof of age)	\$30.00
6. Low income Annual Pass	\$37.50
7. Annual Pass Replacement and/or 3 or More Vehicle Fee	\$7.00 each
8. Military Annual Pass	\$55.00
9. Military Six (6) Month Pass	\$30.00
<b>VI. Marina Fees</b>	
Sutherland Bayou	
1. Wet Slip Rental (per slip per month)	\$175.00 - \$185.00
NOTE: Fees do not include applicable state and local taxes unless otherwise stated. The Parks and Conservation Resources Bureau Director and/or designee has the authority to credit, exempt, reduce or refund departmental fees as necessary.	

Public Works	FY22 Adopted
<b>I. Mangrove Trimming Permit Application Fees</b>	
A. Single-Family	\$200.00
B. Multi-Family and Commercial	\$400.00
<b>II. Water and Navigation Permit Application Fees</b>	
A. Docks	
1. Private Docks - Poles & Lifts & Lower Landings with no Piling Only	\$450.00
2. Private Docks - Less than 250 Square Feet of New Deck Area	\$600.00
3. Private Docks - 250 to 499 Square Feet of New Deck Area	\$650.00
4. Private Docks - 500 to 999 Square Feet of New Deck Area	\$685.00
5. Private Docks - Over 1,000 Square Feet of New Deck Area	\$735.00
6. Multi-Use Private and Commercial Docks - Poles, Lifts & Lower Landings with no Piling Only	\$465.00 plus \$100.00 per new slip created (\$2,500.00 maximum slip charge)
7. Multi-Use Private Docks	\$665.00 plus \$100.00 per new slip created (\$2,500.00 maximum slip charge)
8. Commercial Docks	\$715.00 plus \$100.00 per new slip created (\$2,500.00 maximum slip charge)
9. Repair Permit (Previously Permitted Dock)	\$300.00
B. Dredge/Fill	
1. Less than 101 cubic yards	\$565.00
2. 101 to 500 cubic yards	\$815.00
3. 501 to 1,000 cubic yards	\$1,315.00
4. More than 1,000 cubic yards	\$1,565.00
C. Extension of Permit Expiration	
1. Dock	\$25.00
2. Dredge and Fill	\$50.00
D. After the Fact Permit Application	Five Times the Normal Fee, Plus Any Fines
<p>If a Public Hearing before the Authority is required, applicants are responsible for all costs associated with advertising and postage in accordance with Pinellas County Land Development Code Chapter 166 Article V. Applicants are required to remit a \$250.00 advanced payment in addition to the application fee(s) to cover these costs.</p>	
<b>AIR QUALITY DIVISION</b>	
<b>III. National Emissions Standards for Hazardous Air Pollutants (NESHAP)</b>	
<p>Demolition &amp; Asbestos Removal Projects Note: The Department's fee requirements are not applicable when the NESHAP Demolition and asbestos removal project is in a school, college, university, or a residential dwelling, as residential dwelling is defined in Rule 62-257.200, F.A.C. The notification will not be accepted without the appropriate fee.</p>	
A. Demolition	
1. Demolition - Building size ≤ 2,000 sq. ft.	\$360.00
2. Demolition - Building size > 2,000 and < 5,000 sq. ft.	\$480.00
3. Demolition - Building size 5,000 – 24,999 sq. ft.	\$600.00
4. Demolition - Building size 25,000 – 49,999 sq. ft.	\$840.00
5. Demolition - Building size 50,000 – 74,999 sq. ft.	\$1,080.00
6. Demolition - Building size 75,000 – 99,999 sq. ft.	\$1,320.00
7. Demolition - Building size 100,000 sq. ft. and greater	\$1,440.00
8. Demolition - Portable commercial structure: the removing from a foundation of any mobile or portable public or	\$50.00



Public Works	FY22 Adopted
<b>B. Asbestos Removal Projects In Any Combination of Square Feet and Linear Feet</b>	
1. 0 - 159 square feet	\$0.00
2. 160 - 420 square feet	\$360.00
3. 0 - 259 linear feet	\$0.00
4. 260 - 420 linear feet	\$360.00
If combination of square feet and linear feet totals >420	
5. 421 - 1,000	\$480.00
6. 1,001 - 4,000	\$720.00
7. 4,001 - 7,000	\$960.00
8. 7,001 - 10,000	\$1,200.00
9. 10,001 - 20,000	\$1,320.00
10. 20,001 - 30,000	\$1,460.00
11. Greater than 30,000	\$1,600.00
12. Planned Renovation (annual notification): Asbestos removal projects that are individually under the threshold but cumulatively in a calendar year (January 1 through December 31) are at or above the threshold and subject to notification requirements.	\$360.00
<b>C. Asbestos Removal Projects In Cubic Feet</b>	
1. 0 - 34	\$0.00
2. 35 - 44	\$360.00
3. 45 - 54	\$600.00
4. 55 - 64	\$840.00
5. 65 - 74	\$1,080.00
6. 75 - 84	\$1,320.00
7. 85 - 100	\$1,460.00
8. Greater than 100	\$1,600.00
<b>D. "After-the-Fact" Notification</b>	Two Times the Normal Fee
<b>E. For phased renovation projects, the fee is based on the amount of asbestos in each phase per the above schedule.</b>	
<b>F. Late Revision to Notification</b>	\$250.00
<b>IV. Air Quality Compliance Fees</b>	
NOTE: Fees are not applicable for Title V facilities. Fee applies to each emission unit at a facility.	
<b>A. General Permits - Non NESHAP Sources</b>	
1. Bulk Gasoline Plant; Reciprocating Internal Combustion Engines; Surface Coating Operations; Reinforced Polyester Resin Fabrication; Cast Polymer Operation; Printing Operations; Volume Reduction, Mercury Recovery, or Mercury Reclamation; or other source requiring records keeping only	\$310.00
2. Concrete Batching Plant; Human Crematory; Animal Crematory; Nonmetallic Mineral Processing Plant; or other source requiring a visible emissions test	\$340.00
<b>B. General Permits - NESHAP Sources</b>	
Perchloroethylene Dry Cleaner; Ethylene Oxide Sterilizers; Halogenated Solvent Degreasers; Chromium	\$370.00
<b>C. Non-Title V Permitted Sources - Annual Fee</b>	
1. Emission unit requiring stack test (Method 25 or 18)	\$1390.00
2. Emission unit requiring stack test (PM Method 5, 17, or equivalent; VOC Method 25A and other continuous methods)	\$1290.00
3. Minor VOC or HAP emission unit requiring record keeping only	\$560.00
4. Minor particulate emission unit requiring a visible emissions test	\$340.00
5. Minor particulate emission unit not requiring visible emissions test	\$290.00
6. Facility Annual Operating Report required	\$640.00
7. Visible emissions test for minor VOC emission unit	\$60.00
8. Compliance review of other miscellaneous reports required by permit	\$70.00
<b>D. Gasoline Dispensing Facilities Meeting Stage I Controls - Annual Fee</b>	\$500.00

Safety and Emergency Services	FY22 Adopted
<b>I. Fire Administration</b>	
A. Temporary Fireworks Sales Permit Fees (for a period not to exceed 90 days)	
1. Permits issued for one site	\$150.00
2. Each additional site by a permit holder	\$125.00
B. Annual Fireworks Sales Permit Fees (for a period not to exceed 12 months)	
1. Permits issued for one site	\$200.00
2. Each additional site by a permit holder	\$125.00
<b>II. Sunstar Ambulance Transports and Services*</b>	
A. Transport	
1. Basic Life Support Non Emergency	\$675.81
2. Advanced Life Support	\$720.86
3. Advanced Life Support 2	\$789.63
4. Critical Care Transport	\$1,135.33
5. Mental Health Transport	\$153.18
6. Mileage per Loaded Mile	\$15.01
B. Standby	
2. Dedicated Standby per Hour (3 Hour Minimum)	\$152.06
C. Patient Expired at Scene	Medicare Basic Life Support - Emergency Rate
* Note: Whereas, in accordance with Section 54-64, Pinellas County Code, the Board of County Commissioners has established a fiscal policy	
<b>III. Sunstar Ambulance Membership Program</b>	
A. Membership	
1. Family Membership	\$125.00
2. Single Membership	\$83.00
NOTE: New Rates will be effective 1/1/2021 in accordance with Resolution 01-330.	

<b>Solid Waste</b>	<b>FY22 Adopted</b>
<b>I. Scalehouse</b>	
A. Radio Frequency* Window Sticker	\$18.00
B. Radio Frequency* Transponder	\$35.00
C. Proximity Cards**	\$5.00
* Transponders and window stickers used for automated lanes at the Scalehouse; charge for initial issuance a	
** Proximity Cards - Pre-Programmed Destination Cards for Scalehouse	
<b>II. Disposal (Tipping) Fees (per ton)</b>	
A. Municipal Solid Waste	\$44.70
B. Commercial Waste	\$44.70
C. Yard Waste	\$44.70
D. Mulch Rebate	\$0.00
E. Whole Tires (loads containing 5 or more tires are not eligible for flat rate)	\$125.00
F. Passenger Vehicle Flat Rate	\$4.00
G. Unmodified Pickup Trucks and Vans Flat Rate	\$11.00
H. Christmas Trees only (up to 5 trees, no decorations)	\$3.00
I. Out-of-County Surcharge (per ton) to be added to current tipping fee for Municipal Solid Waste, Commercial W	\$44.70
<b>III. Special Fees</b>	
A. Contractor Surcharge (in addition to per ton charge)	\$100.00
B. Special Handling Services Fee (in addition to per ton charge)	\$110.00
C. Fee Waiver (authorized by BCC to allow the County Administrator to modify fees for vehicles designated by	\$0.00
D. REQUIRED DEPOSIT	35%
• Percentage of total loaded vehicle weight	
<b>IV. Collection</b>	
A. Annual Hauler License Fee	\$300.00
B. Franchise Collection Fee per month (Lealman)	\$16.00

UTILITIES - WATER SYSTEM	FY22 Adopted
<p><b>I. DEPOSITS</b></p> <p>A. Water</p> <ol style="list-style-type: none"> <li>Deposits by Meter Size - Water 3/4" \$100.00</li> <li>Deposits by Meter Size - Water 01" \$210.00</li> <li>Deposits by Meter Size - Water 1-1/2" \$590.00</li> <li>Deposits by Meter Size - Water 02" \$1,510.00</li> <li>Deposits by Meter Size - Water 03" \$1,970.00</li> <li>Deposits by Meter Size - Water 04" \$8,500.00</li> <li>Deposits by Meter Size - Water 06" and up \$10,150.00</li> </ol> <p>B. Sewer</p> <ol style="list-style-type: none"> <li>Deposits by Meter Size - Sewer 3/4" \$115.00</li> <li>Deposits by Meter Size - Sewer 01" \$210.00</li> <li>Deposits by Meter Size - Sewer 1-1/2" \$525.00</li> <li>Deposits by Meter Size - Sewer 02" \$1,325.00</li> <li>Deposits by Meter Size - Sewer 04" \$7,300.00</li> <li>Deposits by Meter Size - Sewer 06" and up \$8,700.00</li> </ol> <p><b>II. METERED CONNECTION CHARGES (POTABLE and RECLAIMED)</b></p> <p>A. Meter &amp; Meter Box</p> <ol style="list-style-type: none"> <li>Meter &amp; Meter Box 5/8" x 3/4" (Excludes Tap and Service) \$660.00</li> <li>Meter &amp; Meter Box 1" (Excludes Tap and Service) \$700.00</li> <li>Meter &amp; Meter Box 1-1/2" (Excludes Tap and Service) \$1,050.00</li> <li>Meter &amp; Meter Box 2" (Excludes Tap and Service) \$1,300.00</li> <li>Meter &amp; Meter Box 2-2" Parallel (Excludes Tap and Service) \$2,600.00</li> <li>Meter 4" and larger (Excludes Tap and Service) At Cost</li> </ol> <p>B. Tap and Service Line</p> <ol style="list-style-type: none"> <li>Tap and Service Line 5/8" x 3/4" \$755.00</li> <li>Tap and Service Line 1" \$945.00</li> <li>Tap and Service Line 1-1/2" \$1,090.00</li> <li>Tap and Service Line 2" \$1,195.00</li> <li>Tap and Service Line 2-2" Parallel \$2,090.00</li> </ol> <p>C. Temporary</p> <ol style="list-style-type: none"> <li>Temporary In-ground</li> <li>Temporary Fire Hydrant Meter</li> </ol> <p>D. Related Fees</p> <ol style="list-style-type: none"> <li>Service Line Road Crossing Fee (Cost per foot) \$50.00</li> </ol>	<p>Installation cost for size meter requested plus applicable deposit fee \$75.00 plus applicable deposit fee</p>

UTILITIES - WATER SYSTEM	FY22 Adopted
<p><b>III. BACKFLOW PREVENTION DEVICES</b></p> <p>A. Reduced Pressure Device - Single</p> <p>1. Installed by County Single 3/4" \$615.00</p> <p>2. Installed by County Single 1" \$615.00</p> <p>3. Installed by County Single 1-1/2" \$1,145.00</p> <p>4. Installed by County Single 2" \$1,250.00</p> <p>5. Installed by Owner, Provided by County, Single 4" At cost + Whse handling fee of \$34.00</p> <p>6. Installed by Owner, Provided by County, Single 6" At cost + Whse handling fee of \$34.00</p> <p>7. Installed by Owner, Provided by County, Single 8" At cost + Whse handling fee of \$34.00</p> <p>8. Installed by Owner, Provided by County, 6" &amp; 4" Combo Combine cost of 4" &amp; 6" device At cost + Whse handling fee of \$34.00</p> <p>B. Reduced Pressure Device - Parallel</p> <p>1. Installed by County Parallel 3/4" \$1,030.00</p> <p>2. Installed by County Parallel 1" \$1,030.00</p> <p>3. Installed by County Parallel 1-1/2" \$1,945.00</p> <p>4. Installed by County Parallel 2" \$2,200.00</p> <p>5. Installed by Owner, Provided by County, Parallel 4" At cost + Whse handling fee of \$34.00</p> <p>6. Installed by Owner, Provided by County, Parallel 6" At cost + Whse handling fee of \$34.00</p> <p>7. Installed by Owner, Provided by County, Parallel 8" At cost + Whse handling fee of \$34.00</p> <p>C. Double Check Valve Device - Single*</p> <p>1. Installed by County Single 3/4" \$565.00</p> <p>2. Installed by County Single 1" \$565.00</p> <p>3. Installed by County Single 1-1/2" \$1,080.00</p> <p>4. Installed by County Single 2" \$1,145.00</p> <p>5. Installed by Owner, Provided by County, Single 4" At cost + Whse handling fee of \$34.00</p> <p>6. Installed by Owner, Provided by County, Single 6" At cost + Whse handling fee of \$34.00</p> <p>7. Installed by Owner, Provided by County, Single 8" At cost + Whse handling fee of \$34.00</p> <p>8. Installed by Owner, Provided by County, 6" &amp; 4" Combo Combine cost of 4" &amp; 6" device At cost + Whse handling fee of \$34.00</p>	

UTILITIES - WATER SYSTEM	FY22 Adopted
<p>D. Double Check Valve Device - Parallel*</p> <ol style="list-style-type: none"> <li>1. Installed by County Parallel 3/4"</li> <li>2. Installed by County Parallel 1"</li> <li>3. Installed by County Parallel 1-1/2"</li> <li>4. Installed by County Parallel 2"</li> </ol> <p>5. Installed by Owner, Provided by County, Parallel 4"</p> <p>6. Installed by Owner, Provided by County, Parallel 6"</p> <p>7. Installed by Owner, Provided by County, Parallel 8"</p> <p>* Double check valves for unmetered fire lines required an additional 3/4" double check valve for leak check meter.</p> <p>E. Installation by County:</p> <ol style="list-style-type: none"> <li>1. Installed by County, 4"</li> <li>2. Installed by County, 6"</li> <li>3. Installed by County, 8"</li> </ol> <p>F. Related Fees</p> <ol style="list-style-type: none"> <li>1. Backflow Stands</li> </ol> <p>G. Backflow Device Maintenance (Annual Fee)</p> <ol style="list-style-type: none"> <li>1. Residential (Residential &gt; 4 Units), or Commercial/Small Fireline, ≤2"</li> <li>2. Commercial/Multi-Family, DCVA/DCDA, ≥ 4"</li> <li>3. Commercial/Multi-Family, RP, ≥ 4"</li> <li>4. Residential (Residential &lt; 3 Units) and ≤ 1"</li> </ol> <p>NOTE: Annual Backflow Device Maintenance Fees will be billed on a bi-monthly basis.</p>	<p>\$930.00</p> <p>\$930.00</p> <p>\$1,805.00</p> <p>\$1,980.00</p> <p>At cost + Whse handling fee of \$34.00</p> <p>At cost + Whse handling fee of \$34.00</p> <p>At cost + Whse handling fee of \$34.00</p> <p>\$405.00</p> <p>\$1,500.00 - \$3,500.00</p> <p>\$2,500.00 - \$4,000.00</p> <p>\$2,500.00 - \$5,000.00</p> <p>\$33.00 Each</p> <p>\$28.86</p> <p>\$62.70</p> <p>\$103.26</p> <p>\$9.72</p>

UTILITIES - WATER SYSTEM	FY22 Adopted
<b>IV. SERVICE CHARGES</b> A. Turn on Fee (scheduled) future date B. Turn on Fee same date C. Pre-termination notice D. Delinquent turn off E. Delinquent turn on future date F. Delinquent turn on same date G. Return check processing H. Special meter reading - water already on  I. Check last reading fee (if routine or special meter reading was correct or off-cycle reading for billing) J. Meter reset fee 3/4" to 2" K. Larger than 2"  L. Meter test in shop (if meter is registered within accuracy range - 3/4" to 1") M. Meter test in shop (if meter is registered within accuracy range - 1-1/2" to 2") N. Meter test in field (if meter is registered within accuracy range - larger than 2") O. Hydrant meter deposit charge NOTE: Services that are provided after hours at the request of the customer will be charged at two times the approved rate.	\$16.00 \$32.00 \$18.00 \$21.00 \$19.00 \$32.00 Per Florida Statute \$16.00  \$19.00  \$65.00 At Cost  \$100.00 \$100.00  At Cost At Cost
<b>V. FIRE PROTECTION CHARGES</b> A. Installation charge for fire hydrant only - 5 1/4" B. Standby Charges for unmetered private fire protection facilities: 1. Annual Charge 6" or less fire line 2. Annual Charge 8" fire line 3. Annual Charge 10" fire line 4. Annual Charge 12" fire line  Persons desiring to have public fire protection facilities relocated shall pay in advance 100% of the estimated cost of relocation. Upon completion of the project they shall be billed actual cost plus overhead, less the amount advanced. Governmental agencies will not be required to prepay. C. Potable fire hydrant flow test	At Cost  \$102.00 \$174.00 \$342.00 \$390.00          \$75.00

UTILITIES - WATER SYSTEM	FY22 Adopted
<b>VI. TAP ONLY CHARGES</b>	
1. Concrete Pipe Main (minimum \$5,000)	At Cost, but not less than \$5,000
2. Tap 2" Main Line - Iron/PVC Pipe Main 16" or less	\$1,300.00
3. Tap 4" - Iron/PVC Pipe Main 16" or less	\$2,000.00
4. Tap 6" - Iron/PVC Pipe Main 24" or less	\$2,100.00
5. Tap 8" - Iron/PVC Pipe Main 24" or less	\$2,400.00
6. Tap 12" - Iron/PVC Pipe Main 24" or less	\$3,200.00
<p>These charges are for labor and material only to tap and install valve boxes on the County water mains. The cost for restoration will be in addition to these charges and will be the actual cost of materials and labor plus overhead. Meter taps 2" in diameter or less are not permitted on concrete mains. Mains 24" in diameter or larger are considered to be transmission mains and tapping will not be permitted except as authorized by the Director of Pinellas County Utilities.</p> <p>Taps on mains 24" in diameter and larger requiring well pointing by the County will be required to pay in advance the anticipated well pointing charge at the current contract price. In the event well pointing is not required the well pointing charge will be refunded.</p>	
<b>VII. IMPACT FEES</b>	
A. Residential Impact Fees:	
1. Single Family Homes	
a. 5/8" x 3/4" meter	\$352.00
b. 1" meter	\$880.00
2. Duplex (master metered) 1-3/4" meter	\$493.00
3. Triplex (master metered) 1-1" meter	\$634.00
4. Apartments (master metered) (loft or den = additional bedroom)	
a. 1 bedroom	\$141.00
b. 2 bedroom	\$176.00
c. 3 bedroom	\$211.00
5. Mobile Homes (master metered)	\$246.00
6. Hotel/Motel & Travel Trailer Park	Based on Meter Size
B. Commercial Impact Fees:	
1. 5/8 x 3/4" meter ERU 1	\$352.00
2. 1" meter ERU 2.5	\$880.00
3. 1-1/2" meter ERU 5	\$1,760.00
4. 2" meter" ERU 10	\$3,520.00
5. 2-2" in manifold ERU 20	\$7,040.00
6. 4" Compound ERU 30	\$10,560.00
7. 4" turbine ERU 40	\$14,080.00
8. 6" FM-CT ERU 100	\$35,200.00
9. 8" FM-CT" ERU 175	\$61,600.00
<p>Due to financial hardship, the County's deferred payment program can be used to pay for the cost of impact and connection fees. The program calls for payment of the fees over a six (6) year period at an interest rate of 8%.</p>	



UTILITIES - WATER SYSTEM	FY22 Adopted																								
<p><b>VIII. UNSCHEDULED LABOR AND MATERIALS</b> Line extension and other special installation not covered by this schedule of rates and fees will be charged material costs plus 15% and cost of labor plus 105%.</p> <p><b>IX. LINE EXTENSION COSTS</b> The front footage cost of pipe installed is established as the cost of the pipe per foot plus the cost of labor and materials as installed and related to a cost per linear foot.</p> <p><b>X. MISCELLANEOUS CHARGES</b> See resolution #87-371, Section XI</p> <p><b>XI. WATER MAIN EXTENSION POLICY</b> See resolution #87-371, Section XII</p> <p><b>XII. SPECIAL ASSESSMENT COST OF CONSTRUCTION</b> See resolution #87-371, Section XIII</p> <p><b>XIII. SPECIAL ASSESSMENTS</b> See resolution #87-371, Section XIV</p> <p><b>XIV. WHOLESALE RATE CRITERIA</b> A. General See resolution #87-371, Section XV, Part A</p> <p>B. Monthly Meter Service Charges The monthly meter service charge applicable for wholesale accounts for meter maintenance, meter reading, telemetry charges, billing and accounting are as follows:</p> <table border="0"> <tr><td>1. Meter Six 3/4"</td><td>\$12.00</td></tr> <tr><td>2. Meter Size 1"</td><td>\$13.00</td></tr> <tr><td>3. Meter Size 1-1/2"</td><td>\$15.00</td></tr> <tr><td>4. Meter Size 2"</td><td>\$16.00</td></tr> <tr><td>5. Meter Size 4"</td><td>\$25.00</td></tr> <tr><td>6. Meter Size 6"</td><td>\$38.00</td></tr> <tr><td>7. Meter Size 8"</td><td>\$55.00</td></tr> <tr><td>8. Meter Size 10"</td><td>\$72.00</td></tr> <tr><td>9. Meter Size 12"</td><td>\$133.00</td></tr> <tr><td>10. Meter Size 16"</td><td>\$158.00</td></tr> <tr><td>11. Meter Size 20"</td><td>\$183.00</td></tr> <tr><td>12. Over 20", or other types</td><td>\$195.00</td></tr> </table> <p>Unpaid accounts will become delinquent thirty (30) days after the date of billing.</p> <p>C. Meter Connections See resolution #87-371, Section XV, Part D</p> <p>D. Eligibility See resolution #87-371, Section XV, Part E</p>	1. Meter Six 3/4"	\$12.00	2. Meter Size 1"	\$13.00	3. Meter Size 1-1/2"	\$15.00	4. Meter Size 2"	\$16.00	5. Meter Size 4"	\$25.00	6. Meter Size 6"	\$38.00	7. Meter Size 8"	\$55.00	8. Meter Size 10"	\$72.00	9. Meter Size 12"	\$133.00	10. Meter Size 16"	\$158.00	11. Meter Size 20"	\$183.00	12. Over 20", or other types	\$195.00	
1. Meter Six 3/4"	\$12.00																								
2. Meter Size 1"	\$13.00																								
3. Meter Size 1-1/2"	\$15.00																								
4. Meter Size 2"	\$16.00																								
5. Meter Size 4"	\$25.00																								
6. Meter Size 6"	\$38.00																								
7. Meter Size 8"	\$55.00																								
8. Meter Size 10"	\$72.00																								
9. Meter Size 12"	\$133.00																								
10. Meter Size 16"	\$158.00																								
11. Meter Size 20"	\$183.00																								
12. Over 20", or other types	\$195.00																								

UTILITIES - WATER SYSTEM	FY22 Adopted
<b>XV. CONTRACTUAL CUSTOMERS</b>	
A. Category A - Active Water Accounts	\$0.72 for each utility service
B. Category C - No Water Account (for first service)	\$1.16 for first service
<b>XVI. MAILING INSERT FEE</b>	
A. Mailing insert fee - includes the cost of PCU design, developing, printing and shipping the inserts and addition to handling all of the coordination with the mail house contractor.	\$0.05 per insert
B. Mailing insert fee - If the mailer does their own design, printing and shipping to the mail house.	\$0.04 per insert
C. If an insert goes out that causes the total weight of the mail package to exceed the standard first class mail rate, the organization that requested the insert pays the additional cost of postage.	At Cost
D. Miscellaneous change order fee	\$2.37 per change order
<b>XVII. UNSPECIFIED WORK</b>	
NOTE: "at cost" shall be calculated based upon actual material and labor costs plus overhead.	At Cost

UTILITIES - SEWER SYSTEM	FY22 Adopted
<p><b>I. Sewer Connection Fee</b></p> <p>A. Single Family Residence</p> <p>B. Multiple Family and Mobile Home Parks</p> <p>    1. Each Multiple Family Dwelling Unit</p> <p>    2. Each Mobile Home Space</p> <p>C. Commercial, Industrial and Miscellaneous Buildings:</p> <p>Per gallon of flow *</p> <p>* Fee amount will be determined at time application is made for sewer; said connection fee shall be based upon flow and demand made on the system.</p> <p><b>II. Industrial Wastewater Discharge Permit Fees</b></p> <p>A. Type I Industry</p> <p>    1. One Year Permit</p> <p>    2. Two Year Permit</p> <p>    3. Three Year Permit</p> <p>    4. Four Year Permit</p> <p>    5. Five Year Permit</p> <p>This type of industry may also be subject to a Special Industrial Surcharge Fee as provided in the Schedule of Rates and Fees for the PCSS.</p> <p>B. Type II Industry</p> <p>    1. One Year Permit</p> <p>    2. Two Year Permit</p> <p>    3. Three Year Permit</p> <p>    4. Four Year Permit</p> <p>    5. Five Year Permit</p> <p>This type of industry may also be subject to a Special Industrial Surcharge Fee as provided in the Schedule of Rates and Fees for the PCSS.</p> <p>C. Type III Industry (No Discharge Permit)</p> <p>    1. One Year Permit</p> <p>    2. Two Year Permit</p> <p>    3. Three Year Permit</p> <p>    4. Four Year Permit</p> <p>    5. Five Year Permit</p>	<p>\$2,060.00</p> <p>\$1,643.00</p> <p>\$1,540.00</p> <p>\$10.98</p> <p>\$4,050.00</p> <p>\$7,300.00</p> <p>\$10,550.00</p> <p>\$13,800.00</p> <p>\$17,050.00</p> <p>\$2,800.00</p> <p>\$4,950.00</p> <p>\$7,100.00</p> <p>\$9,250.00</p> <p>\$11,400.00</p> <p>\$800.00</p> <p>\$1,150.00</p> <p>\$1,500.00</p> <p>\$1,850.00</p> <p>\$2,200.00</p>

UTILITIES - SEWER SYSTEM	FY22 Adopted
<p>D. High Strength Wastewater Surcharge</p> <p>Note: Predetermined measures used in calculations:            Biochemical Oxygen Demand (BOD) Discharge                Local Limit is 450 mg/L            Total Suspended Solids (TSS) Discharge                Local Limit is 650 mg/L            Equivalent Residential Unit (ERU) Flow is                Currently 5,000 gallons per month            Load ERU is the greater of the Customer BOD or TSS divided by                its respective Local Limit            Sewer Base Rate Charge per month adopted by resolution</p> <p>E. Processed groundwater discharge fee per 1,000 gallons of processed groundwater received</p>	<p>Sewer Base Rate Charge multiplied by the total of the Load ERU minus one and multiplied by the Flow ERU</p> <p>\$30.00</p> <p>At Cost, but not less than \$2,000</p>
<p><b>III. Tap Installation Fee including wye and service lateral</b></p>	
<p><b>IV. Transported Liquid Wastes Discharge Fee*</b></p> <p>A. Per 1,000 gallons of transported grease liquid wastes received at the FOG Facility. The cost/1,000 gal. charge will be prorated for fractional loads.</p>	<p>\$120.00</p>
<p>B. Per 1,000 gallons of transported septic tank and portable chemical toilet wastes received at the South Cross Bayou WRF. Only accepting Septage permitted haulers; will not accept dual permitted haulers. The \$35/1000 gallon charge will be based on total, full permitted capacity of their tank, regardless of delivered volume.</p>	<p>\$35.00</p>
<p><b>V. Grease Waste Hauler Application and Permitting Base Fees</b></p> <p>A. Application and Permitting Base Fee</p> <p>B. Fee for Each Vehicle (for three years)</p>	<p>\$250.00</p> <p>\$25.00</p>
<p><b>VI. Permit Fee for Food Service Facilities</b></p> <p>A. Permit fee for a food service facility with grease interceptor</p> <p>B. Permit fee for a food service facility with a grease trap</p> <p>C. Food service facility pumping variance fee (fee to be implemented on February 1, 2010)</p> <p>D. Food service facility re-inspection fee</p>	<p>\$140.00</p> <p>\$115.00</p> <p>\$200.00</p> <p>\$50.00</p>

<b>UTILITIES - SEWER SYSTEM</b>	<b>FY22 Adopted</b>
<b>VII. Collection System Extension</b>	At Cost
<b>VIII. Unspecified Work</b>	At Cost
NOTE: "At Cost" shall be calculated based upon actual material and labor costs plus overhead.	

UTILITIES - RECLAIMED WATER	FY22 Adopted
<p><b>I. New Service Connection Fees for Systems on Existing Mains</b></p> <p>A. Unmetered Service</p> <ol style="list-style-type: none"> <li>1. Service connection - unmetered service 1" \$790.00</li> <li>2. Service connection - unmetered service 1 1/2" \$1,060.00</li> <li>3. Service connection - unmetered service 2" \$1,060.00</li> </ol> <p>B. Metered Service</p> <ol style="list-style-type: none"> <li>1. Service connection - metered service 3/4" \$840.00</li> <li>2. Service connection - metered service 1" \$1,010.00</li> <li>3. Service connection - metered service 1 1/2" \$1,400.00</li> <li>4. Service connection - metered service 2" \$1,480.00</li> </ol> <p>5. Service connection - metered service 4" Installed by customer and shall be purchased from the County at the current contract price</p> <p><b>II. Service Charges</b></p> <ol style="list-style-type: none"> <li>1. Reuse service turn on fee (scheduled) future date \$16.00</li> <li>2. Reuse service turn on fee (same day) \$32.00</li> <li>3. Pre-termination notice fee \$18.00</li> <li>4. Delinquent turn-off fee \$21.00</li> <li>5. Delinquent turn-on fee \$19.00</li> <li>6. Return check processing fee Per Florida Statute</li> <li>7. Special meter reading fee - reclaimed water already on \$16.00</li> <li>8. Check last reading (if routine or special meter reading was correct) or off cycle reading for billing \$19.00</li> <li>9. Meter reset fee 3/4" - 2" \$65.00</li> <li>10. Meter reset - larger than 2" At Cost</li> <li>11. Service charges - meter test in shop fee (if meter is registered within accuracy range) <ol style="list-style-type: none"> <li>a. 3/4" to 1" (includes reset fee) \$0.00</li> <li>b. 1 1/2" to 2" (includes reset fee) \$0.00</li> </ol> </li> <li>12. Larger than 2" (test in field) At Cost</li> </ol> <p>The above charges, where applicable, will be increased 50% for after hours between 5 p.m. and 8 a.m. on normal working days, and for all holidays and weekends.</p> <li>13. Unspecified work At Cost</li>	

UTILITIES - RECLAIMED WATER	FY22 Adopted
<p><b>III. Billing Charges</b></p> <p>A. Funded systems</p>     <p>1. Unmetered service</p>     <p>2. Metered service</p> <p>B. Unfunded systems</p>     <p>1. Unmetered service</p>     <p>2. Metered service</p> <p>* A billing charge will be assessed for those properties not served by a water or sewer account.</p> <p>NOTE: "At Cost" shall be calculated based upon actual material and labor costs plus overhead.</p>	<p>\$3.75 bi-monthly billing charge for unmetered reclaimed water only * customers</p>     <p>\$4.50 bi-monthly billing charge for metered reclaimed water only * customers</p>     <p>\$3.75 bi-monthly billing charge for unmetered reclaimed water only * customers</p>     <p>\$4.50 bi-monthly billing charge for metered reclaimed water only * customers</p>

UTILITIES - COLLECTIONS	FY22 Adopted
<p><b>* I. Service Charges - Late Payment Fee on balance greater than \$5.00</b></p> <p>NOTE: Bills are due within twenty-eight (28) days from the bill invoice date. Any balance unpaid after this date will be charged the Late Payment Fee. (The late fee is assessed at the step in dunning where the notice of balance due - i.e., the late notice, is generated and mailed to the customer). This fee is for all the accounts which Pinellas County Utilities collects, both Pinellas County Utilities accounts and those for which Pinellas County Utilities is a billing agent. Customers who have incurred no more than one Late Payment fee within a 12 month period may be eligible for a waiver of the late payment fee.</p> <p>* Utilities Water, Sewer and Reclaimed Water Schedules</p>	<p>10% of balance due subject to a \$1.00 minimum and \$500.00 maximum</p>





## Pinellas County Grants at a Glance

### What is a Grant?

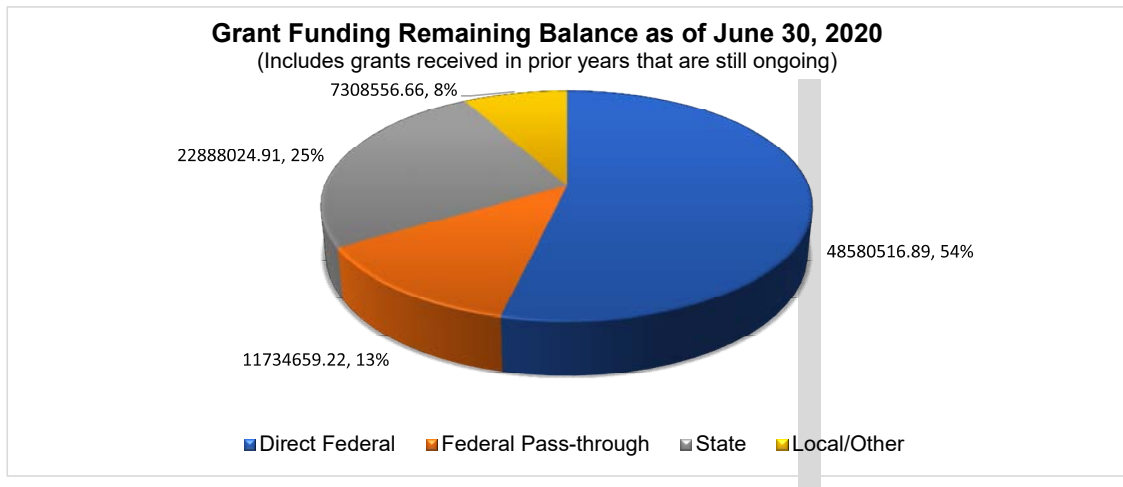
A grant is a multi-defined instrument used by government or private entities to support programs and projects that fit within the funding criteria of each respective Grantor. Due to their multi-defined characteristic, "grants" can be awarded in the form of: cash, loan contracts, loan guarantees, cooperative agreements, joint participation agreements, contracts for services, services received, interlocal agreements, and other types of contractual documents. Grants are intended to support a public purpose and are usually categorized as competitive, entitlement, or discretionary. Grant funding sources include federal, state, or municipal governments; other public entities; foundations; 501(c)(3) non-profit organizations; trusts; and other groups.

### Alignment with the Strategic Plan

Goal	Strategies
<b>Ensure Public Health, Safety, and Welfare</b>	
2.2 Be a facilitator, convener, and purchaser of services for those in need	Support programs and services to provide greater resources for the community
<b>Deliver First Class Services to the Public and Our Customers</b>	
5.2 Be responsible stewards of the public's resources	Utilize grant funding to reduce the need for County financial resources to implement, maintain, and improve programs

### County Grant Funding

Pinellas County Government receives grant funding from various sources annually. The FY22 Budget anticipates \$72.9M in grant revenue to fund various projects. This reflects a \$149.7M (67.2%) decrease from the FY21 Estimate of \$222.6M in grant revenue. This variance is primarily due to disbursement of Coronavirus Aid, Relief, and Economic Security (CARES) Act funding in response to COVID-19. The County's use of grant funds is in accordance with the budget policies outlined in this Appendix. The following chart represents the County's current grant funding remaining balance as of **June 30, 2021**, which includes multi-year awards received in prior years that are still ongoing.



Grant Project Summary- COUNTYWIDE GRANTS REPORT - BUDGET BOOK

Type of Grant	Grantor	Department/Division Name	Project Name	Funding Start Date	Funding Amount (Initial + Additional)	Expended as of June 30	Remaining Balance as of June 30
Federal Grant	Bureau of Justice Assistance	BCC:HS Justice Coordination Section	Courage to Change - Drug Court	10/01/2016	\$279,611.00	\$266,454.79	\$13,156.21
Federal Grant	Bureau of Justice Assistance	BCC:Justice and Consumer Services	Joint BJA-SAMHSA Adult Drug Court Services, Coordination, and Treatment for Pinellas County Elevate Project	10/01/2015	\$299,491.00	\$237,097.46	\$62,393.54
Federal Grant	<b>Bureau of Justice Assistance Total</b>				<b>\$579,102.00</b>	<b>\$503,552.25</b>	<b>\$75,549.75</b>
Federal Grant	Central Florida HIDTA	Sheriff Department	High Intensity Drug Trafficking Area Award # G19F00110A	01/01/2019	\$184,910.00	\$179,902.29	\$5,007.71
Federal Grant	Central Florida HIDTA	Sheriff Department	High Intensity Drug Trafficking Area (HIDTA) 2018	01/01/2018	\$184,909.00	\$170,740.77	\$14,168.23
Federal Grant	Central Florida HIDTA	Sheriff Department	High Intensity Drug Trafficking Area FY17	01/01/2017	\$184,910.00	\$155,284.09	\$29,625.91
Federal Grant	<b>Central Florida HIDTA Total</b>				<b>\$554,729.00</b>	<b>\$505,927.15</b>	<b>\$48,801.85</b>
Federal Grant	Department of Health and Human Services, SAMHSA	BCC:HS Community Connections Division	Pinellas County - Assisted Outpatient Treatment for Individuals with SMI	11/30/2018	\$4,013,640.00	\$1,555,095.60	\$2,458,544.40
Federal Grant	Department of Health and Human Services, SAMHSA	BCC:HS Justice Coordination Section	Expand and Enhance Veterans Treatment Court FY17	09/30/2016	\$975,000.00	\$961,226.53	\$13,773.47
Federal Grant	Department of Health and Human Services, SAMHSA	BCC:HS Justice Coordination Section	Joint SAMHSA-BJA Adult Drug Court Services, Coordination, and Treatment for Pinellas County Elevate Project	09/30/2015	\$681,981.00	\$634,042.48	\$47,938.52
Federal Grant	Department of Health and Human Services, SAMHSA	BCC:HS Justice Coordination Section	Pinellas Adult Drug Court Expansion Project	05/31/2019	\$2,000,000.00	\$591,609.66	\$1,408,390.34
Federal Grant	Department of Health and Human Services, SAMHSA	BCC:Health Services Section	Cooperative Agreement to Benefit Homeless Individuals	09/30/2016	\$2,275,271.00	\$2,104,969.71	\$170,301.29
Federal Grant	Department of Health and Human Services, SAMHSA	BCC:Justice and Consumer Services	Joint SAMHSA-BJA Adult Drug Court Services, Coordination, and Treatment for Pinellas County Elevate Project	09/30/2015	\$292,373.00	\$280,230.19	\$12,142.81
Federal Grant	<b>Department of Health and Human Services, SAMHSA Total</b>				<b>\$10,238,265.00</b>	<b>\$6,127,174.17</b>	<b>\$4,111,090.83</b>
Federal Grant	Department of Homeland Security	BCC:Air Quality	AQ-Department of Homeland Security-BioWatch 2018	07/01/2018	\$534,503.00	\$445,008.66	\$89,494.34
Federal Grant	<b>Department of Homeland Security Total</b>				<b>\$534,503.00</b>	<b>\$445,008.66</b>	<b>\$89,494.34</b>
Federal Grant	Department of Housing and Urban Development	BCC:Community Development	CD-CDBG-Billable 16/17	10/01/2016	\$2,475,418.00	\$2,341,410.27	\$134,007.73
Federal Grant	Department of Housing and Urban Development	BCC:Community Development	CD-CDBG-Billable 17/18	10/01/2017	\$2,489,866.00	\$2,277,242.69	\$212,623.31
Federal Grant	Department of Housing and Urban Development	BCC:Community Development	CD-CDBG-CV CARES Act	03/01/2020	\$1,481,969.00	\$438,909.95	\$1,043,059.05
Federal Grant	Department of Housing and Urban Development	BCC:Community Development	CD-ESG-Billable 16/17	10/01/2016	\$216,740.00	\$216,740.00	\$0.00
Federal Grant	Department of Housing and Urban Development	BCC:Community Development	CD-HOME-Billable 16/17	10/01/2016	\$1,051,266.00	\$1,051,266.00	\$0.00
Federal Grant	Department of Housing and Urban Development	BCC:Community Development	CD-HOME-HOME Billable 15/16	10/01/2015	\$975,709.00	\$975,709.00	\$0.00
Federal Grant	Department of Housing and Urban Development	BCC:Community Development	FY2020 Coronavirus Supplemental Funding (COVID-19)	03/01/2020	\$4,736,891.00	\$30,433.89	\$4,706,457.11
Federal Grant	Department of Housing and Urban Development	BCC:Community Development Dept	CD-NSP1 Billable 11/12	10/01/2010	\$943,226.05	\$888,978.58	\$54,247.47
Federal Grant	Department of Housing and Urban Development	BCC:Community Development Dept	CD-NSP3 Billable 11/12	10/01/2010	\$4,674,352.47	\$4,512,976.63	\$161,375.84
Federal Grant	Department of Housing and Urban Development	BCC:Community Revitalization	CD-CDBG-CDBG Billable 14/15	10/01/2014	\$2,422,408.00	\$2,068,686.99	\$353,721.01
Federal Grant	Department of Housing and Urban Development	BCC:Community Revitalization	CD-HOME-HOME Billable 14/15	10/01/2014	\$1,072,975.00	\$1,072,975.00	\$0.00
Federal Grant	Department of Housing and Urban Development		CD-CDBG-Billable 18/19	10/01/2018	\$2,431,096.00	\$1,644,471.94	\$786,624.06
Federal Grant	Department of Housing and Urban Development		CD-CDBG-CDBG Billable 15/16	10/01/2015	\$2,407,689.00	\$2,308,596.62	\$99,092.38
Federal Grant	Department of Housing and Urban Development		CD-ESG-Billable 17/18	10/01/2017	\$222,856.00	\$222,856.00	\$0.00
Federal Grant	Department of Housing and Urban Development		CD-ESG-Billable 18/19	10/01/2018	\$224,144.00	\$79,063.96	\$145,080.04
Federal Grant	Department of Housing and Urban Development		CD-ESG-Billable 19/20	10/01/2019	\$206,284.00	\$351.39	\$205,932.61
Federal Grant	Department of Housing and Urban Development		CD-HOME-Billable 17/18	10/01/2017	\$1,079,510.00	\$483,243.65	\$596,266.35
Federal Grant	Department of Housing and Urban Development		CD-HOME-Billable 18/19	10/01/2018	\$1,349,340.00	\$270,236.16	\$1,079,103.84
Federal Grant	Department of Housing and Urban Development		FY16 Fair Housing Assistance Program Council on American-Islamic Relations	07/20/2016	\$95,600.00	\$94,100.00	\$1,500.00
Federal Grant	<b>Department of Housing and Urban Development Total</b>				<b>\$30,557,339.52</b>	<b>\$20,978,248.72</b>	<b>\$9,579,090.80</b>

Type of Grant	Grantor	Department/Division Name	Project Name	Funding Start Date	Funding Amount (Initial + Additional)	Expended as of June 30	Remaining Balance as of June 30
Federal Grant	Department of Justice, Office of Justice Programs	BCC:HS Community Connections Division	Pinellas County Strategic Information Sharing Partnership	10/01/2018	\$999,960.00	\$304,045.39	\$695,914.61
Federal Grant	Department of Justice, Office of Justice Programs	BCC:HS Justice Coordination Section	AURORA - Adult Drug Court and Veterans Treatment Courts	10/01/2020	\$495,955.00	\$19,132.99	\$476,822.01
Federal Grant	Department of Justice, Office of Justice Programs	BCC:HS Justice Coordination Section	FY 19 STOP School Violence Prevention and Mental Health Training	10/01/2019	\$499,922.00	\$68,064.09	\$431,857.91
Federal Grant	Department of Justice, Office of Justice Programs	BCC:HS Justice Coordination Section	Family Dependency Treatment Court	10/01/2016	\$600,000.00	\$599,998.51	\$1.49
Federal Grant	Department of Justice, Office of Justice Programs	BCC:HS Justice Coordination Section	OVW Justice for Families	10/01/2020	\$549,992.00	\$0.00	\$549,992.00
Federal Grant	Department of Justice, Office of Justice Programs	BCC:HS Justice Coordination Section	Pinellas Veterans Treatment Court Enhancement	10/01/2019	\$500,000.00	\$118,374.43	\$381,625.57
Federal Grant	Department of Justice, Office of Justice Programs	BCC:Health Services Section	FY20 COSSAP Program	10/01/2020	\$1,199,163.00	\$0.00	\$1,199,163.00
Federal Grant	Department of Justice, Office of Justice Programs	BCC:Regional 911	Bureau of Justice Assistance FY20 Coronavirus Emergency Supplemental Funding Program	01/20/2020	\$175,217.00	\$165,638.78	\$9,578.22
Federal Grant	Department of Justice, Office of Justice Programs	OTH:Pinellas County Medical Examiner	FY2016 DNA Capacity Enhancement and Backlog Reduction Program-Pinellas County Forensic Lab	01/01/2017	\$340,027.00	\$311,497.57	\$28,529.43
Federal Grant	Department of Justice, Office of Justice Programs	OTH:Pinellas County Medical Examiner	FY2017 DNA Capacity Enhancement and Backlog Reduction Program-Pinellas County Forensic Laboratory	01/01/2018	\$227,037.00	\$220,337.51	\$6,699.49
Federal Grant	Department of Justice, Office of Justice Programs	OTH:Pinellas County Medical Examiner	FY2018 DNA Capacity Enhancement and Backlog Reduction Program-Pinellas County Forensic Laboratory	01/01/2019	\$235,086.00	\$232,038.19	\$3,047.81
Federal Grant	Department of Justice, Office of Justice Programs	OTH:Pinellas County Medical Examiner	FY2020 DNA Capacity Enhancement and Backlog Reduction Program-Pinellas County Forensic Laboratory	10/01/2020	\$294,635.00	\$0.00	\$294,635.00
Federal Grant	Department of Justice, Office of Justice Programs	Sheriff Department	BJA - Smart Policing Initiative Grant	10/01/2015	\$423,500.00	\$403,966.31	\$19,533.69
Federal Grant	Department of Justice, Office of Justice Programs	Sheriff Department	JAG - PAL Pinellas After School Program #6	10/01/2015	\$231,400.00	\$231,400.00	\$0.00
Federal Grant	Department of Justice, Office of Justice Programs	Sheriff Department	JAG - PAL Pinellas After School Program #9	10/01/2017	\$202,790.00	\$191,740.29	\$11,049.71
Federal Grant	Department of Justice, Office of Justice Programs	Sheriff Department	Pinellas County JAG 2017 Program	10/01/2016	\$223,550.00	\$223,509.78	\$40.22
Federal Grant	Department of Justice, Office of Justice Programs	Sheriff Department	Pinellas County JAG 2020 Program - Award #2020-DJ-BX-0766	10/01/2019	\$162,473.00	\$100,354.78	\$62,118.22
Federal Grant	Department of Justice, Office of Justice Programs	Sheriff Department	SPOT Technology Enhancement Award #2019-AW-BX-0055	10/01/2019	\$39,500.00	\$39,500.00	\$0.00
Federal Grant	Department of Justice, Office of Justice Programs		FY19 Opioid Affected Youth Initiative	10/01/2019	\$1,000,000.00	\$38,541.96	\$961,458.04
Federal Grant	Department of Justice, Office of Justice Programs		FY2014 DNA Capacity Enhancement and Backlog Reduction Program-Pinellas County	10/01/2014	\$298,095.00	\$295,813.09	\$2,281.91
Federal Grant	Department of Justice, Office of Justice Programs		FY2019 Coverdell Forensic Sciences Improvement	01/01/2020	\$189,570.00	\$188,605.50	\$964.50
Federal Grant	Department of Justice, Office of Justice Programs		FY2019 DNA Capacity Enhancement and Backlog Reduction Program-Pinellas County Forensic Laboratory	01/01/2020	\$306,542.00	\$41,835.41	\$264,706.59
Federal Grant	Department of Justice, Office of Justice Programs		JAG 2019 Program Award #2019-DJ-BX-0669	10/01/2018	\$185,820.00	\$166,356.59	\$19,463.41
Federal Grant	Department of Justice, Office of Justice Programs		SCAAP Award # 2020-AP-BX-0790	10/01/2019	\$57,300.00	\$57,299.00	\$1.00
Federal Grant	Department of Justice, Office of Justice Programs		SCAAP Award #29-AP-BX-1011	10/01/2019	\$0.00	\$0.00	\$0.00
Federal Grant	Department of Justice, Office of Justice Programs		The Enhancement and Expansion of the Pinellas Family Drug Treatment Court	10/01/2018	\$889,229.00	\$470,558.21	\$418,670.79
Federal Grant	<b>Department of Justice, Office of Justice Programs Total</b>				<b>\$10,326,763.00</b>	<b>\$4,488,608.38</b>	<b>\$5,838,154.62</b>
Federal Grant	Economic Development Administration Atlanta Regional Office	BCC:Economic Development	EDA Tampa Bay Innovation Center	10/01/2019	\$7,463,295.00	\$0.00	\$7,463,295.00
Federal Grant	<b>Economic Development Administration Atlanta Regional Office Total</b>				<b>\$7,463,295.00</b>	<b>\$0.00</b>	<b>\$7,463,295.00</b>
Federal Grant	Federal Aviation Administration	BCC:Airport	Billing FAA - Taxiway Rehab Phase I Construction	10/01/2013	\$13,395,810.00	\$13,175,853.83	\$219,956.17
Federal Grant	Federal Aviation Administration	BCC:Airport	Coronavirus Response and Relief Supplemental Consolidated Appropriation Act 2021 - FAA ACRGP Grant AIP-48	05/05/2021	\$4,561,942.00	\$0.00	\$4,561,942.00
Federal Grant	Federal Aviation Administration	BCC:Airport	FAA 3-12-0075-044-2018 Custom Border Protection Improvements	10/01/2018	\$3,226,981.00	\$3,226,980.99	\$0.01
Federal Grant	Federal Aviation Administration	BCC:Airport	FAA 3-12-0075-044-2018 Runway 18/36 Rehabilitation Design	10/01/2018	\$1,044,480.00	\$1,044,479.57	\$0.43
Federal Grant	Federal Aviation Administration	BCC:Airport	FAA 3-12-0075-044-2018 Security System Rehabilitation	10/01/2018	\$2,287,439.00	\$2,137,350.91	\$150,088.09
Federal Grant	Federal Aviation Administration	BCC:Airport	FAA Airport Master Plan 2017 Billing	08/17/2017	\$1,621,485.00	\$1,619,598.76	\$1,886.24
Federal Grant	Federal Aviation Administration		FAA ACRGP Grant AIP-49 Concessionaire	05/05/2021	\$244,904.00	\$0.00	\$244,904.00
Federal Grant	Federal Aviation Administration		FY2020 Coronavirus Supplemental Funding for Airports (COVID-19)	04/24/2020	\$8,737,268.00	\$6,006,391.13	\$2,730,876.87
Federal Grant	Federal Aviation Administration		Runway 18/36 Rehab - FAA Grant Billing	10/01/2019	\$19,746,344.00	\$18,640,527.20	\$1,105,816.80
Federal Grant	Federal Aviation Administration		Terminal Ramp Rehabilitation - Apron Hardstand FAA	07/20/2015	\$5,745,002.00	\$5,678,285.83	\$66,716.17
Federal Grant	Federal Aviation Administration		Txy Reh Ph 2 FAA Grant 2016 - A7, M, B, T	09/16/2016	\$7,648,298.00	\$7,431,865.19	\$216,432.81
Federal Grant	<b>Federal Aviation Administration Total</b>				<b>\$68,259,953.00</b>	<b>\$58,961,333.41</b>	<b>\$9,298,619.59</b>
Federal Grant	National Fish and Wildlife Foundation	BCC:Parks and Conservation Resources Department	National Fish Wildlife Federation Philippe Park Seawall	01/01/2021	\$130,000.00	\$0.00	\$130,000.00
Federal Grant	<b>National Fish and Wildlife Foundation Total</b>				<b>\$130,000.00</b>	<b>\$0.00</b>	<b>\$130,000.00</b>

Type of Grant	Grantor	Department/Division Name	Project Name	Funding Start Date	Funding Amount (Initial + Additional)	Expended as of June 30	Remaining Balance as of June 30
Federal Grant	U.S. Department of the Treasury, Office of the Fiscal Assistant Secretary, Office of Gulf Coast Rest	BCC:Parks and Conservation Resources Department	Ft. De Soto Park Dune Walkovers-Restore Act	11/01/2016	\$534,890.00	\$499,388.25	\$35,501.75
Federal Grant	U.S. Department of the Treasury, Office of the Fiscal Assistant Secretary, Office of Gulf Coast Rest	BCC:Planning	Sea Level Rise & Infrastructure Resiliency Plan-Restore Act	10/01/2016	\$300,000.00	\$261,959.56	\$38,040.44
Federal Grant	U.S. Department of the Treasury, Office of the Fiscal Assistant Secretary, Office of Gulf Coast Rest	BCC:Public Works Department	USF COMPS Buoy Enhancement Project - Restore Act	08/01/2016	\$233,934.00	\$233,780.27	\$153.73
Federal Grant	U.S. Department of the Treasury, Office of the Fiscal Assistant Secretary, Office of Gulf Coast Rest	BCC:Public Works Department	USF Estuary Circulation Model - Restore Act	09/01/2016	\$958,986.00	\$477,745.55	\$481,240.45
Federal Grant	<b>U.S. Department of the Treasury, Office of the Fiscal Assistant Secretary, Office of Gulf Coast Rest Total</b>				<b>\$2,027,810.00</b>	<b>\$1,472,873.63</b>	<b>\$554,936.37</b>
Federal Grant	U.S. Dept of HHS Centers-Medicare and Medicaid Serv	BCC:HS Community Connections Division	Navigator Grant ACA - FY16	09/02/2015			\$0.00
Federal Grant	U.S. Dept of HHS Centers-Medicare and Medicaid Serv	BCC:HS Community Connections Division	Navigator Grant ACA - FY16	09/02/2015	\$1,740,000.00	\$1,664,830.13	\$75,169.87
Federal Grant	<b>U.S. Dept of HHS Centers-Medicare and Medicaid Serv Total</b>				<b>\$1,740,000.00</b>	<b>\$1,664,830.13</b>	<b>\$75,169.87</b>
Federal Grant	US Department of Health and Human Services	BCC:HS Community Connections Division	FY 2020 Expanding Capacity for Coronavirus Testing (ECT) (COVID-19)	05/01/2020	\$142,609.00	\$40,539.56	\$102,069.44
Federal Grant	US Department of Health and Human Services	BCC:HS Community Connections Division	FY2020 Coronavirus Supplemental Funding for Health Centers (COVID-19)	03/15/2020	\$58,607.00	\$45,464.08	\$13,142.92
Federal Grant	US Department of Health and Human Services	BCC:HS Community Connections Division	Health Care for Homeless '20	03/01/2020	\$1,922,154.00	\$1,505,650.80	\$416,503.20
Federal Grant	US Department of Health and Human Services	BCC:HS Community Connections Division	Health Care for the Homeless '19 - CFDA 93.224	03/01/2019	\$281,718.00	\$234,143.93	\$47,574.07
Federal Grant	US Department of Health and Human Services	BCC:HS Community Connections Division	Health Care for the Homeless '19 - CFDA 93.527	03/01/2019	\$1,973,961.00	\$1,385,767.98	\$588,193.02
Federal Grant	US Department of Health and Human Services	BCC:HS Community Connections Division	Health Care for the Homeless '21	03/01/2021	\$1,597,565.00	\$1,636.80	\$1,595,928.20
Federal Grant	US Department of Health and Human Services	BCC:HS Community Connections Division	Health Center CARES Act Funding	04/01/2020	\$626,255.00	\$135,544.67	\$490,710.33
Federal Grant	US Department of Health and Human Services	BCC:Health Services Section	American Rescue Plan Act Funding for Health Centers	03/26/2021	\$1,567,250.00	\$0.00	\$1,567,250.00
Federal Grant	US Department of Health and Human Services	BCC:Health Services Section	CARE Bayside Clinic Rooftop	01/01/2019	\$129,025.00	\$115,244.59	\$13,780.41
Federal Grant	US Department of Health and Human Services		COVID-19 CARES Act Provider Relief Fund-HHS	01/31/2020	\$1,898,665.47	\$1,605,741.68	\$292,923.79
Federal Grant	US Department of Health and Human Services		HRSA Bayside Clinic Expansion	09/01/2020	\$811,861.00	\$0.00	\$811,861.00
Federal Grant	US Department of Health and Human Services		Health Care for the Homeless '18 - CFDA 93.224	03/01/2018	\$170,970.00	\$85,207.22	\$85,762.78
Federal Grant	<b>US Department of Health and Human Services Total</b>				<b>\$11,180,640.47</b>	<b>\$5,154,941.31</b>	<b>\$6,025,699.16</b>
Federal Grant	US Department of Housing and Urban Development	OHR:Office Human Rights	Fair Housing Assistance Program Grant	07/26/2010	\$1,904,136.00	\$1,628,436.00	\$275,700.00
Federal Grant	US Department of Housing and Urban Development		CD-CDBG-Billable 19/20	10/01/2019	\$2,439,396.00	\$815,512.72	\$1,623,883.28
Federal Grant	US Department of Housing and Urban Development		CD-HOME-Billable 19/20	10/01/2019	\$1,267,227.00	\$29,792.17	\$1,237,434.83
Federal Grant	US Department of Housing and Urban Development		Fair Housing Assistance Grant Partnership	03/01/2014	\$62,500.00	\$62,500.00	\$0.00
Federal Grant	<b>US Department of Housing and Urban Development Total</b>				<b>\$5,673,259.00</b>	<b>\$2,536,240.89</b>	<b>\$3,137,018.11</b>
Federal Grant	US Department of Justice	BCC:HS Justice Coordination Section	OVW Pinellas Criminal Domestic Battery Response Improvements	10/01/2018	\$864,210.00	\$318,193.19	\$546,016.81
Federal Grant	US Department of Justice	Sheriff Department	Pinellas County JAG 2016 Program	10/01/2015	\$247,480.00	\$247,479.00	\$1.00
Federal Grant	<b>US Department of Justice Total</b>				<b>\$1,111,690.00</b>	<b>\$565,672.19</b>	<b>\$546,017.81</b>
Federal Grant	US Department of Justice, COPS Office		COPS Office STOP School Violence: School Violence Prevention Program (SVPP)	10/01/2018	\$488,365.20	\$488,365.20	\$0.00
Federal Grant	<b>US Department of Justice, COPS Office Total</b>				<b>\$488,365.20</b>	<b>\$488,365.20</b>	<b>\$0.00</b>
Federal Grant	US Environmental Protection Agency	BCC:Public Works Department	FY20 AQ EPA 103 Grant PM2.5	04/01/2020	\$90,000.00	\$28,743.30	\$61,256.70
Federal Grant	US Environmental Protection Agency	BCC:Real Estate Management	EPA - Brownfields Assessment Grant for Environmental Assessments in the Lealman Community	10/01/2019	\$300,000.00	\$11,642.50	\$288,357.50
Federal Grant	US Environmental Protection Agency		AQ EPA NATTS Grant 2015 - 2021	07/01/2015	\$802,000.00	\$562,817.78	\$239,182.22
Federal Grant	US Environmental Protection Agency		EPA Lake Seminole Dredging Design Grant	07/15/2020	\$780,600.00	\$0.00	\$780,600.00
Federal Grant	US Environmental Protection Agency		FY15 AQ EPA 103 Grant PM 2.5	04/01/2015	\$449,175.00	\$317,339.66	\$131,835.34
Federal Grant	US Environmental Protection Agency		FY15 AQ EPA 105 Grant	10/01/2014	\$1,207,862.00	\$1,195,385.35	\$12,476.65
Federal Grant	US Environmental Protection Agency		FY20 AQ EPA 105 Grant	09/01/2019	\$357,620.00	\$263,749.62	\$93,870.38
Federal Grant	<b>US Environmental Protection Agency Total</b>				<b>\$3,987,257.00</b>	<b>\$2,379,678.21</b>	<b>\$1,607,578.79</b>
<b>Federal Grant Total</b>					<b>\$154,852,971.19</b>	<b>\$106,272,454.30</b>	<b>\$48,580,516.89</b>

Type of Grant	Grantor	Department/Division Name	Project Name	Funding Start Date	Funding Amount (Initial + Additional)	Expended as of June 30	Remaining Balance as of June 30
Federal Pass-Thru Grant	Clerk of the Circuit Court and Comptroller Leon County		Gulf Consortium Lake Seminole Sediment Removal and Restoration Construction Grant	01/31/2020	\$1,160,000.00	\$1,023,275.95	\$136,724.05
Federal Pass-Thru Grant	<b>Clerk of the Circuit Court and Comptroller Leon County Total</b>				<b>\$1,160,000.00</b>	<b>\$1,023,275.95</b>	<b>\$136,724.05</b>
Federal Pass-Thru Grant	Department of Health and Human Services, SAMHSA		Clk Child Support Incentive Grant	10/01/2006	\$500,000.00	\$83,007.00	\$416,993.00
Federal Pass-Thru Grant	<b>Department of Health and Human Services, SAMHSA Total</b>				<b>\$500,000.00</b>	<b>\$83,007.00</b>	<b>\$416,993.00</b>
Federal Pass-Thru Grant	Department of Justice, Office of Justice Programs	Sheriff Department	Sexual Predator and Offender Tracking (SPOT) FY17-18	10/01/2017	\$97,330.00	\$97,325.00	\$5.00
Federal Pass-Thru Grant	Department of Justice, Office of Justice Programs		SCAAP Award #29-AP-BX-1011	10/01/2019	\$47,950.00	\$0.00	\$47,950.00
Federal Pass-Thru Grant	Department of Justice, Office of Justice Programs		Sexual Predator and Offender Program	10/01/2018	\$105,000.00	\$105,000.00	\$0.00
Federal Pass-Thru Grant	<b>Department of Justice, Office of Justice Programs Total</b>				<b>\$250,280.00</b>	<b>\$202,325.00</b>	<b>\$47,955.00</b>
Federal Pass-Thru Grant	Florida Department of Environmental Protection	BCC:Natural Resources Division	FDEP G0294 Lake Seminole Sub-Basin 2 Construction	07/28/2010	\$500,000.00	\$100,000.00	\$400,000.00
Federal Pass-Thru Grant	Florida Department of Environmental Protection		FDEP 319 Florida Friendly Landscaping Incentives Program	10/01/2019	\$25,000.00	\$0.00	\$25,000.00
Federal Pass-Thru Grant	<b>Florida Department of Environmental Protection Total</b>				<b>\$525,000.00</b>	<b>\$100,000.00</b>	<b>\$425,000.00</b>
Federal Pass-Thru Grant	Florida Department of Law Enforcement	BCC:HS Justice Coordination Section	JAG - Planning Grant for Pinellas County DOJ18	10/01/2019	\$27,641.00	\$27,641.00	\$0.00
Federal Pass-Thru Grant	Florida Department of Law Enforcement	BCC:HS Justice Coordination Section	JAG - Planning Grant for Pinellas County DOJ19	10/01/2020	\$26,811.00	\$14,659.96	\$12,151.04
Federal Pass-Thru Grant	Florida Department of Law Enforcement	BCC:HS Justice Coordination Section	JAG - Westcare - Mustard Seed Inn DOJ18	10/01/2019	\$31,500.00	\$31,500.00	\$0.00
Federal Pass-Thru Grant	Florida Department of Law Enforcement	BCC:HS Justice Coordination Section	JAG - Westcare - Mustard Seed Inn DOJ19	10/01/2020	\$30,000.00	\$14,443.75	\$15,556.25
Federal Pass-Thru Grant	Florida Department of Law Enforcement	BCC:HS Justice Coordination Section	JAG Alpha House - Child Abuse Prevention DOJ18	10/01/2019	\$31,500.00	\$31,500.00	\$0.00
Federal Pass-Thru Grant	Florida Department of Law Enforcement	BCC:HS Justice Coordination Section	JAG Alpha House - Child Abuse Prevention DOJ19	10/01/2020	\$25,000.00	\$16,422.00	\$8,578.00
Federal Pass-Thru Grant	Florida Department of Law Enforcement	BCC:HS Justice Coordination Section	JAG Family Resources - Community Placement Intake Services DOJ17	10/01/2018	\$33,500.00	\$33,500.00	\$0.00
Federal Pass-Thru Grant	Florida Department of Law Enforcement	BCC:HS Justice Coordination Section	JAG More Health - Firearm Safety & Injury Prevention DOJ18	10/01/2019	\$25,000.00	\$24,934.41	\$65.59
Federal Pass-Thru Grant	Florida Department of Law Enforcement	BCC:HS Justice Coordination Section	JAG More Health - Firearm Safety & Injury Prevention DOJ19	10/01/2020	\$25,000.00	\$11,907.99	\$13,092.01
Federal Pass-Thru Grant	Florida Department of Law Enforcement	BCC:HS Justice Coordination Section	JAG Suncoast - Forensic Focused Outreach DOJ18	10/01/2019	\$35,000.00	\$35,000.00	\$0.00
Federal Pass-Thru Grant	Florida Department of Law Enforcement	BCC:HS Justice Coordination Section	JAG Suncoast - Forensic Focused Outreach DOJ19	10/01/2020	\$35,000.00	\$19,110.21	\$15,889.79
Federal Pass-Thru Grant	Florida Department of Law Enforcement	OTH:Pinellas County Medical Examiner	2017 Coverdell Forensic Science Improvement Grant- Subreceptient	01/01/2018	\$26,757.00	\$26,277.90	\$479.10
Federal Pass-Thru Grant	Florida Department of Law Enforcement	OTH:Pinellas County Medical Examiner	2018 Coverdell Forensic Science Improvement Grant-Forensic Lab	01/01/2019	\$55,442.00	\$53,018.98	\$2,423.02
Federal Pass-Thru Grant	Florida Department of Law Enforcement	OTH:Pinellas County Medical Examiner	2018 Coverdell Forensic Science Improvement Grant-Medical Examiner	01/01/2019	\$2,550.00	\$2,550.00	\$0.00
Federal Pass-Thru Grant	Florida Department of Law Enforcement	OTH:Pinellas County Medical Examiner	2020 Coverdell Forensic Science Improvement Grant-Forensic Lab	01/01/2021	\$53,421.00	\$0.00	\$53,421.00
Federal Pass-Thru Grant	Florida Department of Law Enforcement	OTH:Pinellas County Medical Examiner	2020 Coverdell Forensic Science Improvement Grant-Medical Examiner	01/01/2021	\$2,336.00	\$0.00	\$2,336.00
Federal Pass-Thru Grant	Florida Department of Law Enforcement	Sheriff Department	Sexual Predator and Offender Tracking (SPOT) 2020 - Award #2020-JAGC-3625	10/01/2019	\$100,000.00	\$100,000.00	\$0.00
Federal Pass-Thru Grant	Florida Department of Law Enforcement		2019 Coverdell Forensic Science Improvement Grant- Medical Examiner	01/01/2020	\$2,642.00	\$2,641.70	\$0.30
Federal Pass-Thru Grant	Florida Department of Law Enforcement		2019 Coverdell Forensic Science Improvement Grant-Forensic Lab	01/01/2020	\$60,963.00	\$60,826.21	\$136.79
Federal Pass-Thru Grant	Florida Department of Law Enforcement		JAG - Planning Grant for Pinellas County DOJ17	10/01/2016	\$19,775.60	\$19,775.60	\$0.00
Federal Pass-Thru Grant	Florida Department of Law Enforcement		JAG - Westcare - Mustard Seed Inn DOJ17	10/01/2018	\$20,000.00	\$20,000.00	\$0.00
Federal Pass-Thru Grant	Florida Department of Law Enforcement		JAG Alpha House - Child Abuse Prevention DOJ17	10/01/2016	\$10,000.00	\$10,000.00	\$0.00
Federal Pass-Thru Grant	Florida Department of Law Enforcement		JAG More Health - Firearm Safety & Injury Prevention DOJ17	10/01/2018	\$25,000.00	\$25,000.00	\$0.00
Federal Pass-Thru Grant	Florida Department of Law Enforcement		JAG PACE - Spirited Girls! DOJ17	10/01/2018	\$10,000.00	\$10,000.00	\$0.00
Federal Pass-Thru Grant	Florida Department of Law Enforcement		JAG Suncoast - Forensic Focused Outreach DOJ17	10/01/2018	\$33,500.00	\$33,500.00	\$0.00
Federal Pass-Thru Grant	<b>Florida Department of Law Enforcement Total</b>				<b>\$748,338.60</b>	<b>\$624,209.71</b>	<b>\$124,128.89</b>

Type of Grant	Grantor	Department/Division Name	Project Name	Funding Start Date	Funding Amount (Initial + Additional)	Expended as of June 30	Remaining Balance as of June 30
Federal Pass-Thru Grant	Florida Department of Revenue	CCC:Clerk of the Circuit Court	Title IV-D Child Support Services FY14	09/01/2014	\$5,600,000.00	\$4,616,640.03	\$983,359.97
Federal Pass-Thru Grant	<b>Florida Department of Revenue Total</b>				<b>\$5,600,000.00</b>	<b>\$4,616,640.03</b>	<b>\$983,359.97</b>
Federal Pass-Thru Grant	Florida Department of Transportation	BCC:Department of Environment and Infrastructure	Hercules Avenue and Greenbriar Boulevard Sidewalk FDOT Grant AQW79	02/07/2013	\$150,000.00	\$150,000.00	\$0.00
Federal Pass-Thru Grant	Florida Department of Transportation	BCC:Public Works Department	CR 1 Sidewalk Improvements from SR 580 to Curlew Road FDOT Grant	04/29/2015	\$715,400.00	\$708,562.67	\$6,837.33
Federal Pass-Thru Grant	Florida Department of Transportation	BCC:Public Works Department	FDOT Grant Hercules Sidewalk ii from Sherwood Street to Sunset Point Rd	09/23/2019	\$1,443,956.00	\$282,181.58	\$1,161,774.42
Federal Pass-Thru Grant	Florida Department of Transportation	BCC:Public Works Department	FDOT LAP CR 752/Tampa Rd from Sandpiper Court to Cornerstone Center	10/28/2016	\$263,800.00	\$212,077.49	\$51,722.51
Federal Pass-Thru Grant	Florida Department of Transportation	BCC:Public Works Department	FDOT LAP Keystone Road Road Shouldering and Resurfacing from East Lake Road to County Line	06/02/2017	\$1,159,792.00	\$1,079,781.12	\$80,010.88
Federal Pass-Thru Grant	Florida Department of Transportation	BCC:Public Works Department	FDOT LAP Sidewalk on 62nd Avenue North from 58th Street North to 62nd Street North	08/24/2017	\$133,290.00	\$133,290.00	\$0.00
Federal Pass-Thru Grant	Florida Department of Transportation	BCC:Public Works Department	FDOT Park Blvd SRTS Sidewalk Improvements Grant Construction	01/25/2019	\$1,509,918.00	\$1,501,838.62	\$8,079.38
Federal Pass-Thru Grant	Florida Department of Transportation	BCC:Public Works Department	Florida Dept of Transprotation LAP Grant Haines-Bayshore Sidewalk Improvements	12/17/2013	\$265,900.00	\$258,623.95	\$7,276.05
Federal Pass-Thru Grant	Florida Department of Transportation	BCC:Public Works Department	Sidewalk Hercules Avenue Phase II from Sherwood Street to Sunset Point Road LAP Grant G0621	11/30/2015	\$174,766.00	\$174,766.00	\$0.00
Federal Pass-Thru Grant	Florida Department of Transportation	Sheriff Department	DUI Enhancement Project	01/05/2018	\$34,000.00	\$30,652.70	\$3,347.30
Federal Pass-Thru Grant	Florida Department of Transportation	Sheriff Department	Strategic Policing thru Education & Enforcement for Drivers	01/04/2018	\$100,000.00	\$100,000.00	\$0.00
Federal Pass-Thru Grant	Florida Department of Transportation		DUI Enhancement Project MSHVE-20-06-12	11/21/2019	\$40,000.00	\$0.00	\$40,000.00
Federal Pass-Thru Grant	Florida Department of Transportation		FDOT Grant Sidewalk on 62nd Avenue North from 58th Street North to 62nd Street North	10/16/2018	\$474,367.00	\$0.00	\$474,367.00
Federal Pass-Thru Grant	Florida Department of Transportation		FDOT Grant Starkey Rd. - Ulmerton Rd to East Bay Drive - Sidewalk	02/24/2020	\$405,652.00	\$0.00	\$405,652.00
Federal Pass-Thru Grant	Florida Department of Transportation		FDOT LAP Construction Haines-Bayshore Sidewalk Improvements	02/02/2018	\$740,580.00	\$673,558.04	\$67,021.96
Federal Pass-Thru Grant	Florida Department of Transportation		Park Blvd SRTS Sidewalk Improvements FDOT Grant	05/07/2015	\$463,500.00	\$356,298.04	\$107,201.96
Federal Pass-Thru Grant	Florida Department of Transportation		SPEED Project SC-20-13-22 PA # 004275A	11/21/2019	\$100,000.00	\$0.00	\$100,000.00
Federal Pass-Thru Grant	<b>Florida Department of Transportation Total</b>				<b>\$8,174,921.00</b>	<b>\$5,661,630.21</b>	<b>\$2,513,290.79</b>
Federal Pass-Thru Grant	Florida Housing Finance Corporation		CD-State CRF (CARES)	03/01/2020	\$2,772,806.00	\$2,772,806.00	\$0.00
Federal Pass-Thru Grant	<b>Florida Housing Finance Corporation Total</b>				<b>\$2,772,806.00</b>	<b>\$2,772,806.00</b>	<b>\$0.00</b>
Federal Pass-Thru Grant	Neighborhood Lending Partners Inc	BCC:Community Development Dept	CD-NSP2 Billable 11/12	10/01/2010	\$5,144,543.00	\$4,762,717.95	\$381,825.05
Federal Pass-Thru Grant	<b>Neighborhood Lending Partners Inc Total</b>				<b>\$5,144,543.00</b>	<b>\$4,762,717.95</b>	<b>\$381,825.05</b>
Federal Pass-Thru Grant	Pinellas County Metropolitan Planning Organization		Ft. DeSoto Bay Pier/Dock Replacement Federal Transit Admin/Metropolitan Planning Org Grant	07/26/2012	\$1,000,000.00	\$769,456.72	\$230,543.28
Federal Pass-Thru Grant	<b>Pinellas County Metropolitan Planning Organization Total</b>				<b>\$1,000,000.00</b>	<b>\$769,456.72</b>	<b>\$230,543.28</b>

Type of Grant	Grantor	Department/Division Name	Project Name	Funding Start Date	Funding Amount (Initial + Additional)	Expended as of June 30	Remaining Balance as of June 30
Federal Pass-Thru Grant	State of Florida Division of Emergency Management	BCC:Emergency Management	2019 Department of Homeland Security Grant	07/30/2018	\$16,142.00	\$14,400.00	\$1,742.00
Federal Pass-Thru Grant	State of Florida Division of Emergency Management	BCC:Emergency Management	Emergency Management Performance Grant Covid-19 Supplemental	04/27/2020	\$45,415.97	\$19,674.50	\$25,741.47
Federal Pass-Thru Grant	State of Florida Division of Emergency Management	BCC:Emergency Management	Emergency Management Performance Grant FY21	07/01/2020	\$229,440.00	\$201,247.22	\$28,192.78
Federal Pass-Thru Grant	State of Florida Division of Emergency Management	BCC:Emergency Management	Emergency Management Performance Grant- EMPG FY19	07/01/2018	\$223,075.00	\$223,075.00	\$0.00
Federal Pass-Thru Grant	State of Florida Division of Emergency Management	BCC:Emergency Management	Emergency Management Performance Grant- EMPG FY20	07/01/2019	\$224,950.00	\$224,950.00	\$0.00
Federal Pass-Thru Grant	State of Florida Division of Emergency Management	BCC:Public Works Department	FDEM Grant Countywide Traffic Signalization Improvements	10/17/2019	\$3,906,317.00	\$0.00	\$3,906,317.00
Federal Pass-Thru Grant	State of Florida Division of Emergency Management	Pinellas County	Airport Reimbursement from Irma Category A-G (Billing Events) FEMA-4337-DR-FL	05/01/2018	\$114,089.45	\$114,089.45	\$0.00
Federal Pass-Thru Grant	State of Florida Division of Emergency Management	Pinellas County	Building Fund Reimbursement from Irma Category A-G (Billing Events) FEMA-4337-DR-FL	05/01/2018	\$43,411.88	\$43,411.88	\$0.00
Federal Pass-Thru Grant	State of Florida Division of Emergency Management	Pinellas County	EMS Fund Reimbursement from Irma Category A-G (Billing Events) FEMA-4337-DR-FL	05/01/2018	\$1,120,702.86	\$648,018.27	\$472,684.59
Federal Pass-Thru Grant	State of Florida Division of Emergency Management	Pinellas County	GF Reimbursement from Hermine Category A-G (Billing Events) FEMA-4280-DR-FL	08/25/2016	\$613,450.44	\$613,450.44	\$0.00
Federal Pass-Thru Grant	State of Florida Division of Emergency Management	Pinellas County	GF Reimbursement from Irma Category A-G (Billing Events) FEMA-4337-DR-FL	09/04/2017	\$21,138,379.02	\$18,949,754.60	\$2,188,624.42
Federal Pass-Thru Grant	State of Florida Division of Emergency Management	Pinellas County	Sewer Rev Reimbursement from Hermine Category A-G (Billing Events) FEMA-4280-DR-FL	08/25/2016	\$556,935.62	\$556,935.62	\$0.00
Federal Pass-Thru Grant	State of Florida Division of Emergency Management	Pinellas County	Sewer Rev Reimbursement from Irma Category A-G (Billing Events) FEMA-4337-DR-FL	05/01/2018	\$293,854.07	\$518,179.07	-\$224,325.00
Federal Pass-Thru Grant	State of Florida Division of Emergency Management	Pinellas County	Solid Waste Fund Reimbursement from Hermine Category A-G (Billing Events) FEMA-4280-DR-FL	08/25/2016	\$51,280.29	\$51,280.29	\$0.00
Federal Pass-Thru Grant	State of Florida Division of Emergency Management	Pinellas County	Solid Waste Fund Reimbursement from Irma Category A-G (Billing Events) FEMA-4337-DR-FL	05/01/2018	\$203,278.85	\$217,462.64	-\$14,183.79
Federal Pass-Thru Grant	State of Florida Division of Emergency Management	Pinellas County	Tourist Fund Reimbursement from Irma Category A-G (Billing Events) FEMA-4337-DR-FL	05/01/2018	\$355.52	\$355.52	\$0.00
Federal Pass-Thru Grant	State of Florida Division of Emergency Management	Pinellas County	Water Rev Reimbursement from Irma Category A-G (Billing Events) FEMA-4337-DR-FL	05/01/2018	\$118,351.34	\$172,333.84	-\$53,982.50
Federal Pass-Thru Grant	State of Florida Division of Emergency Management		General Fund 0001 Reimbursement from TS Debbie (Billing Events) FEMA-4068-DR-FL	10/22/2012	\$62,400.00	\$58,890.01	\$3,509.99
Federal Pass-Thru Grant	<b>State of Florida Division of Emergency Management Total</b>				<b>\$28,961,829.31</b>	<b>\$22,627,508.35</b>	<b>\$6,334,320.96</b>
Federal Pass-Thru Grant	State of Maryland		Pinellas County Homeless Overdose Mitigation & Engagement (HOME) Program	12/02/2019	\$222,610.00	\$179,106.85	\$43,503.15
Federal Pass-Thru Grant	<b>State of Maryland Total</b>				<b>\$222,610.00</b>	<b>\$179,106.85</b>	<b>\$43,503.15</b>
Federal Pass-Thru Grant	Tampa Bay Estuary Program	BCC:Environmental Management Division	FORT DESOTO RECIRCULATION AND SEAGRASS RECOVERY STUDY	09/01/2018	\$271,430.00	\$176,442.50	\$94,987.50
Federal Pass-Thru Grant	<b>Tampa Bay Estuary Program Total</b>				<b>\$271,430.00</b>	<b>\$176,442.50</b>	<b>\$94,987.50</b>
Federal Pass-Thru Grant	University of South Florida	BCC:Economic Development	Florida Small Business Development Center at USF	01/01/2017	\$612,776.00	\$610,904.65	\$1,871.35
Federal Pass-Thru Grant	University of South Florida	BCC:Economic Development	Florida Small Business Development Center at USF 2019	01/01/2019	\$43,170.00	\$43,013.77	\$156.23
Federal Pass-Thru Grant	<b>University of South Florida Total</b>				<b>\$655,946.00</b>	<b>\$653,918.42</b>	<b>\$2,027.58</b>



Type of Grant	Grantor	Department/Division Name	Project Name	Funding Start Date	Funding Amount (Initial + Additional)	Expended as of June 30	Remaining Balance as of June 30
<b>Federal Pass-Thru Grant Total</b>					<b>\$55,987,703.91</b>	<b>\$44,253,044.69</b>	<b>\$11,734,659.22</b>
Interlocal Agreement	City of Clearwater		Curlew Creek and Smith Bayou Watershed Management Plans Clearwater	03/01/2016	\$68,000.00	\$68,000.00	\$0.00
Interlocal Agreement	<b>City of Clearwater Total</b>				<b>\$68,000.00</b>	<b>\$68,000.00</b>	<b>\$0.00</b>
Interlocal Agreement	City of Dunedin		Curlew Creek and Smith Bayou Watershed Management Plans Dunedin	03/01/2016	\$93,500.00	\$91,730.27	\$1,769.73
Interlocal Agreement	<b>City of Dunedin Total</b>				<b>\$93,500.00</b>	<b>\$91,730.27</b>	<b>\$1,769.73</b>
Interlocal Agreement	Tampa Bay Water		Florida Yards & Neighborhoods TBW Grant	09/30/2010	\$1,306,308.00	\$1,187,250.13	\$119,057.87
Interlocal Agreement	<b>Tampa Bay Water Total</b>				<b>\$1,306,308.00</b>	<b>\$1,187,250.13</b>	<b>\$119,057.87</b>
<b>Interlocal Agreement Total</b>					<b>\$1,467,808.00</b>	<b>\$1,346,980.40</b>	<b>\$120,827.60</b>
JPA-Other	Florida Department of Transportation	BCC-Airport	Expansion of Remote Pkg Lot and Imprved Signage	04/13/2015	\$1,115,000.00	\$1,115,000.00	\$0.00
JPA-Other	<b>Florida Department of Transportation Total</b>				<b>\$1,115,000.00</b>	<b>\$1,115,000.00</b>	<b>\$0.00</b>
<b>JPA-Other Total</b>					<b>\$1,115,000.00</b>	<b>\$1,115,000.00</b>	<b>\$0.00</b>
Local Grant	City of Pinellas Park	BCC-Public Works Department	City of Pinellas Park TMDL Monitoring and Reporting ILA 2020-2022	01/01/2020	\$50,000.00	\$0.00	\$50,000.00
Local Grant	City of Pinellas Park	BCC-Public Works Department	ILA City of Pinellas Park TMDL Monitoring and Reporting	04/12/2016	\$50,000.00	\$19,586.74	\$30,413.26
Local Grant	<b>City of Pinellas Park Total</b>				<b>\$100,000.00</b>	<b>\$19,586.74</b>	<b>\$80,413.26</b>
Local Grant	City of Seminole	BCC-Public Works Department	ILA City of Seminole for O&M of Lake Seminole Alum Stormwater Treatment Facilities	08/24/2011	\$225,000.00	\$67,592.80	\$157,407.20
Local Grant	<b>City of Seminole Total</b>				<b>\$225,000.00</b>	<b>\$67,592.80</b>	<b>\$157,407.20</b>
Local Grant	Florida Department of Transportation	BCC-Public Works Department	ILA FDOT APH34 - O&M Lake Seminole Alum Stormwater Treatment Facility	01/06/2014	\$50,000.00	\$21,408.77	\$28,591.23
Local Grant	<b>Florida Department of Transportation Total</b>				<b>\$50,000.00</b>	<b>\$21,408.77</b>	<b>\$28,591.23</b>
Local Grant	Pinellas Community Foundation	BCC-HS Community Connections Division	COVID19 Homeless Response	04/01/2020	\$43,500.00	\$0.00	\$43,500.00
Local Grant	Pinellas Community Foundation		COVID19 Homeless Response PCF	04/01/2020	\$43,500.00	\$43,500.00	\$0.00
Local Grant	<b>Pinellas Community Foundation Total</b>				<b>\$87,000.00</b>	<b>\$43,500.00</b>	<b>\$43,500.00</b>
Local Grant	Pinellas Planning Council		PPM Grant Pilot Program	10/18/2018	\$25,000.00	\$25,000.00	\$0.00
Local Grant	<b>Pinellas Planning Council Total</b>				<b>\$25,000.00</b>	<b>\$25,000.00</b>	<b>\$0.00</b>
Local Grant	Southwest Florida Water Management	BCC-PCR Administration	SWFWMD Weedon Island Tidal Wetland Restoration Feasibility Study	11/01/2016	\$56,268.00	\$0.00	\$56,268.00
Local Grant	Southwest Florida Water Management	BCC-Public Works Department	SWFWMD Bee Branch Phase 1 Grant	10/01/2016	\$440,000.00	\$376,354.60	\$63,645.40
Local Grant	Southwest Florida Water Management	BCC-Public Works Department	SWFWMD Roosevelt Creek Stormwater Facility Grant	10/01/2017	\$350,510.00	\$301,434.50	\$49,075.50
Local Grant	Southwest Florida Water Management		Roosevelt Creek Channel 5 Improvements Construction Grant	10/01/2018	\$357,571.00	\$0.00	\$357,571.00
Local Grant	Southwest Florida Water Management		SWFWMD Grant Betty Lane at Sunset Point Road - Lower Spring Branch	06/29/2018	\$500,000.00	\$267,311.45	\$232,688.55
Local Grant	Southwest Florida Water Management		SWFWMD Weedon Island Tidal Wetland Restoration Feasibility Study	11/01/2016	\$50,000.00	\$39,115.79	\$10,884.21
Local Grant	<b>Southwest Florida Water Management Total</b>				<b>\$1,754,349.00</b>	<b>\$984,216.34</b>	<b>\$770,132.66</b>
Local Grant	Tampa Bay Estuary Program	BCC-Extension Natural Resources	Pilot for Pinellas County Adopt A Drain Program	01/01/2021	\$4,968.90	\$0.00	\$4,968.90
Local Grant	Tampa Bay Estuary Program	BCC-Parks and Conservation Resources Department	TBEP Philippe Park Shoreline	10/01/2019	\$180,000.00	\$0.00	\$180,000.00
Local Grant	<b>Tampa Bay Estuary Program Total</b>				<b>\$184,968.90</b>	<b>\$0.00</b>	<b>\$184,968.90</b>
Local Grant	Tampa Bay Regional Planning Council	BCC-Public Works Department	FY20 TBRPC Stormwater Education Project Grants - Contract #BE849	10/01/2019	\$17,000.00	\$17,000.00	\$0.00
Local Grant	Tampa Bay Regional Planning Council		FY20 TBRPC Stormwater Education Project Grants 2- Contract #BE849	10/01/2019	\$8,000.00	\$8,000.00	\$0.00
Local Grant	<b>Tampa Bay Regional Planning Council Total</b>				<b>\$25,000.00</b>	<b>\$25,000.00</b>	<b>\$0.00</b>
<b>Local Grant Total</b>					<b>\$2,451,317.90</b>	<b>\$1,186,304.65</b>	<b>\$1,265,013.25</b>

Type of Grant	Grantor	Department/Division Name	Project Name	Funding Start Date	Funding Amount (Initial + Additional)	Expended as of June 30	Remaining Balance as of June 30
Other	City of Safety Harbor		Interlocal Agreement with Safety Harbor for Philippe Pedestrian Bridge	09/01/2019	\$250,000.00	\$250,000.00	\$0.00
Other	<b>City of Safety Harbor Total</b>				<b>\$250,000.00</b>	<b>\$250,000.00</b>	<b>\$0.00</b>
Other	City of St Petersburg	BCC:Public Works Department	ILA St. Pete Agreement Water Quality	11/30/2018	\$3,915.00	\$3,915.00	\$0.00
Other	<b>City of St Petersburg Total</b>				<b>\$3,915.00</b>	<b>\$3,915.00</b>	<b>\$0.00</b>
Other	City of Tarpon Springs	BCC:Public Works Department	Coop Agreement City of Tarpon Springs for Water Quality Monitoring Programs in Spring Bayou of the Anclote River	05/10/2017	\$30,000.00	\$29,671.63	\$328.37
Other	City of Tarpon Springs	BCC:Public Works Department	Coop Agrmt City of Tarpon Springs for Anclote River Watershed Management Plan	03/31/2017	\$152,000.00	\$152,000.00	\$0.00
Other	<b>City of Tarpon Springs Total</b>				<b>\$182,000.00</b>	<b>\$181,671.63</b>	<b>\$328.37</b>
Other	Florida Department of Health in Pinellas County	CCC:Jury Services	Jury Services DOH	12/19/2016	\$2,590.70	\$2,590.70	\$0.00
Other	<b>Florida Department of Health in Pinellas County Total</b>				<b>\$2,590.70</b>	<b>\$2,590.70</b>	<b>\$0.00</b>
Other	Recover Tampa Bay Initiative	BCC:Emergency Management	Local Outreach Donations	07/17/2020	\$5,000.00	\$4,966.87	\$33.13
Other	<b>Recover Tampa Bay Initiative Total</b>				<b>\$5,000.00</b>	<b>\$4,966.87</b>	<b>\$33.13</b>
Other	Southwest Florida Water Management	BCC:Public Works Department	Brooker Creek Watershed Management Plan	10/01/2018	\$450,000.00	\$109,653.63	\$340,346.37
Other	Southwest Florida Water Management	BCC:Public Works Department	Lake Tarpon Watershed Management Plan (N924) - Flood Study	10/01/2017	\$200,000.00	\$120,823.70	\$79,176.30
Other	Southwest Florida Water Management	BCC:Public Works Department	SWFWMD Anclote River Watershed Management Plan	01/01/2017	\$400,000.00	\$389,800.88	\$10,199.12
Other	Southwest Florida Water Management	BCC:Public Works Department	SWFWMD McKay Creek Wtr Qual Impr Grant	09/01/2017	\$200,000.00	\$200,000.00	\$0.00
Other	Southwest Florida Water Management	BCC:Public Works Department	SWFWMD Pinellas Trail 54th Avenue Drainage Improvements Grant	10/01/2016	\$825,000.00	\$660,000.00	\$165,000.00
Other	Southwest Florida Water Management	BCC:Public Works Department	South Creek Watershed Management Plan	10/30/2018	\$375,000.00	\$38,954.46	\$336,045.54
Other	Southwest Florida Water Management		SWFWMD Nutrient Source Tracking Study for McKay Allens and Curlew Creeks	10/01/2019	\$100,000.00	\$4,051.75	\$95,948.25
Other	<b>Southwest Florida Water Management Total</b>				<b>\$2,550,000.00</b>	<b>\$1,523,284.42</b>	<b>\$1,026,715.58</b>
Other	Tampa Bay Estuary Program	BCC:Public Works Department	Tampa Bay Estuary Program for Eagle Lake Park Water Quality Improvement Project	12/21/2016	\$150,000.00	\$150,000.00	\$0.00
Other	<b>Tampa Bay Estuary Program Total</b>				<b>\$150,000.00</b>	<b>\$150,000.00</b>	<b>\$0.00</b>
Other	Tampa Bay Regional Planning Council	BCC:Public Works Department	FY19 TBPRC Watershed Awareness and Protection Outreach Project - Contract #BE631	10/12/2018	\$10,000.00	\$10,000.00	\$0.00
Other	<b>Tampa Bay Regional Planning Council Total</b>				<b>\$10,000.00</b>	<b>\$10,000.00</b>	<b>\$0.00</b>
Other	Transportation Security Administration	BCC:Airport	Installation of Inline Baggage System in Ticketing A	09/14/2016	\$753,979.00	\$736,576.99	\$17,402.01
Other	Transportation Security Administration	BCC:Airport	Law Enforcement Officer Reimbursement Prgm	01/01/2021	\$459,900.00	\$48,507.00	\$411,393.00
Other	Transportation Security Administration	BCC:Airport	Law Enforcement Officer Reimbursement Program	04/01/2016	\$592,400.00	\$576,891.35	\$15,508.65
Other	Transportation Security Administration		Ticketing A Inline Baggage Construction	07/20/2018	\$6,656,900.00	\$6,289,104.24	\$367,795.76
Other	<b>Transportation Security Administration Total</b>				<b>\$8,463,179.00</b>	<b>\$7,651,079.58</b>	<b>\$812,099.42</b>
Other	US Department of Health and Human Services		Health Care for the Homeless '18 - CFDA 93.527	03/01/2018	\$1,902,659.00	\$1,303,964.03	\$598,694.97
Other	<b>US Department of Health and Human Services Total</b>				<b>\$1,902,659.00</b>	<b>\$1,303,964.03</b>	<b>\$598,694.97</b>
Other	US Department of Housing and Urban Development	OHR:Office Human Rights	COVID-19 OHR Education & Outreach	07/01/2020	\$50,000.00	\$50,000.00	\$0.00
Other	<b>US Department of Housing and Urban Development Total</b>				<b>\$50,000.00</b>	<b>\$50,000.00</b>	<b>\$0.00</b>
Other	University of South Florida	BCC:Economic Development	Florida Small Business Development Center at USF-Agreement for Services	11/15/2016	\$331,618.00	\$259,746.21	\$71,871.79
Other	<b>University of South Florida Total</b>				<b>\$331,618.00</b>	<b>\$259,746.21</b>	<b>\$71,871.79</b>

Type of Grant	Grantor	Department/Division Name	Project Name	Funding Start Date	Funding Amount (Initial + Additional)	Expended as of June 30	Remaining Balance as of June 30
<b>Other Total</b>					<b>\$13,900,961.70</b>	<b>\$11,391,218.44</b>	<b>\$2,509,743.26</b>
Other Grant	Southwest Florida Water Management	BCC:Department of Environment and Infrastructure	SWFWMD Curlew Creek Channel Improvements - Republic Dr to Belcher Grant	04/01/2000	\$3,862,500.00	\$3,106,584.43	\$755,915.57
Other Grant	Southwest Florida Water Management		Curlew Creek and Smith Bayou Watershed Management Plans	03/01/2016	\$440,000.00	\$438,328.00	\$1,672.00
Other Grant	Southwest Florida Water Management		SWFWMD Lake Seminole Alum Water Quality Improvement Grant	07/28/2010	\$3,688,053.99	\$1,917,147.14	\$1,770,906.85
Other Grant	Southwest Florida Water Management		SWFWMD Lake Seminole Dredging Grant	06/10/2010	\$8,567,712.00	\$7,683,233.87	\$884,478.13
Other Grant	<b>Southwest Florida Water Management Total</b>				<b>\$16,558,265.99</b>	<b>\$13,145,293.44</b>	<b>\$3,412,972.55</b>
<b>Other Grant Total</b>					<b>\$16,558,265.99</b>	<b>\$13,145,293.44</b>	<b>\$3,412,972.55</b>
State Grant	Enterprise Florida, Inc	BCC:Airport	USCG Crosswalk and Sidewalk Construction at Rescue Way and Fairchild Drive Grant	05/09/2014	\$200,000.00	\$0.00	\$200,000.00
State Grant	<b>Enterprise Florida, Inc Total</b>				<b>\$200,000.00</b>	<b>\$0.00</b>	<b>\$200,000.00</b>
State Grant	Florida Department of Economic Opportunity	BCC:Planning	Dept of Econ Opportunity Grant Lealman Community Campus	06/01/2018	\$2,000,000.00	\$2,000,000.00	\$0.00
State Grant	Florida Department of Economic Opportunity		FL DEO DIG 50003 Grant Billable Airfield Pavement Improvements for Coast Guard	07/01/2015	\$250,000.00	\$239,080.00	\$10,920.00
State Grant	<b>Florida Department of Economic Opportunity Total</b>				<b>\$2,250,000.00</b>	<b>\$2,239,080.00</b>	<b>\$10,920.00</b>
State Grant	Florida Department of Environmental Protection	BCC:Air Quality	AQ FDEP Title V Grant FY18-FY19	07/01/2017	\$140,525.88	\$72,000.98	\$68,524.90
State Grant	Florida Department of Environmental Protection	BCC:Natural Resources Division	FDEP Treasure Island Nourishment Federal Reauthorization Study 12P13	06/28/2012	\$80,000.00	\$0.00	\$80,000.00
State Grant	Florida Department of Environmental Protection	BCC:Natural Resources Division	Honeymoon Island Beach Restoration FDEP 13P11	10/22/2012	\$5,264,162.00	\$4,853,331.80	\$410,830.20
State Grant	Florida Department of Environmental Protection	BCC:Parks and Conservation Resources Department	FDEP Wall Springs Coastal Addition I,II	10/01/2020	\$200,000.00	\$0.00	\$200,000.00
State Grant	Florida Department of Environmental Protection	BCC:Planning	Comprehensive Plan Evaluation and Post-Disaster	07/01/2020	\$75,000.00	\$71,244.53	\$3,755.47
State Grant	Florida Department of Environmental Protection	BCC:Public Works Department	FDEP Agreement #AB006 Red Tide Management for and within Pinellas County	09/13/2018	\$7,500,000.00	\$7,008,070.29	\$491,929.71
State Grant	Florida Department of Environmental Protection	BCC:Public Works Department	FDEP Lake Seminole Sediment Removal and Restoration Construction Grant	07/01/2018	\$1,500,000.00	\$1,500,000.00	\$0.00
State Grant	Florida Department of Environmental Protection	BCC:Public Works Department	FDEP Long Key Upham Beach Stabilization Grant 16P12 Groin Replacement	12/27/2016	\$5,735,000.00	\$3,676,727.56	\$2,058,272.44
State Grant	Florida Department of Environmental Protection	BCC:Public Works Department	FDEP Sand Key Nourishment 2018	09/01/2016	\$4,647,520.00	\$3,789,446.45	\$858,073.55
State Grant	Florida Department of Environmental Protection		AQ FDEP Title V Grant FY19-FY20	06/25/2019	\$55,702.95	\$19,707.33	\$35,995.62
State Grant	Florida Department of Environmental Protection		AQ FDEP Title V Grant FY20-FY22	07/01/2020	\$87,800.41	\$18,441.32	\$69,359.09
State Grant	Florida Department of Environmental Protection		FDEP 19P12 Honeymoon Island Beach Nourishment	01/01/2016	\$130,062.00	\$0.00	\$130,062.00
State Grant	Florida Department of Environmental Protection		FDEP Long Key Upham Nourishment 2018	03/30/2017	\$1,080,000.00	\$622,504.49	\$457,495.51
State Grant	Florida Department of Environmental Protection		FDEP Treasure Island Nourishment 2018 Grant 18P11	01/01/2016	\$2,540,000.00	\$1,308,844.21	\$1,231,155.79
State Grant	<b>Florida Department of Environmental Protection Total</b>				<b>\$29,035,773.24</b>	<b>\$22,940,318.96</b>	<b>\$6,095,454.28</b>
State Grant	Florida Department of Health	BCC:Department of Safety and Emergency Services	EMS Trust Fund Distribution--Grant 2016-2017	12/07/2016	\$740,160.20	\$354,534.28	\$385,625.92
State Grant	<b>Florida Department of Health Total</b>				<b>\$740,160.20</b>	<b>\$354,534.28</b>	<b>\$385,625.92</b>
State Grant	Florida Department of Law Enforcement	OTH:Pinellas County Medical Examiner	FY2018 FDLE Forensic Laboratory System Funding Distributions	10/01/2017	\$265,000.00	\$260,144.88	\$4,855.12
State Grant	Florida Department of Law Enforcement	OTH:Pinellas County Medical Examiner	FY2019 FDLE Forensic Laboratory System Funding Distributions	10/01/2018	\$265,000.00	\$256,132.36	\$8,867.64
State Grant	Florida Department of Law Enforcement	OTH:Pinellas County Medical Examiner	FY2021 FDLE Forensic Laboratory System Funding Distributions	10/01/2020	\$265,000.00	\$191,551.63	\$73,448.37
State Grant	Florida Department of Law Enforcement		FY2020 FDLE Forensic Laboratory System Funding Distributions	10/01/2019	\$265,000.00	\$227,359.06	\$37,640.94
State Grant	<b>Florida Department of Law Enforcement Total</b>				<b>\$1,060,000.00</b>	<b>\$935,187.93</b>	<b>\$124,812.07</b>

Type of Grant	Grantor	Department/Division Name	Project Name	Funding Start Date	Funding Amount (Initial + Additional)	Expended as of June 30	Remaining Balance as of June 30
State Grant	Florida Department of State	BCC-Planning	Cntywide Histic Bridge Survey	07/01/2017	\$50,000.00	\$50,000.00	\$0.00
State Grant	Florida Department of State	BCC-Planning	FY19 Historic Resources Survey	07/01/2018	\$50,000.00	\$50,000.00	\$0.00
State Grant	Florida Department of State	BCC-Planning	FY21 Historic Resources Survey of Flood Hazard Areas, Phase 1	07/01/2020	\$50,000.00	\$0.00	\$50,000.00
State Grant	<b>Florida Department of State Total</b>				<b>\$150,000.00</b>	<b>\$100,000.00</b>	<b>\$50,000.00</b>
State Grant	Florida Department of State, Division of Library and Information Services		State of Florida Division of Library & Information Services-East Lake Community Library Expansion FY16-FY19	10/01/2016	\$1,000,000.00	\$1,000,000.00	\$0.00
State Grant	<b>Florida Department of State, Division of Library and Information Services Total</b>				<b>\$1,000,000.00</b>	<b>\$1,000,000.00</b>	<b>\$0.00</b>
State Grant	Florida Department of Transportation	BCC-Airport	FDOT Airport Master Plan 2017 Billing	12/14/2016	\$90,083.00	\$90,083.00	\$0.00
State Grant	Florida Department of Transportation	BCC-Airport	FDOT GOV03 Security System Upgrades	10/01/2015	\$437,500.00	\$333,151.26	\$104,348.74
State Grant	Florida Department of Transportation	BCC-Airport	FDOT GOY98 Runway 18/36 Rehabilitation Design	10/01/2018	\$900,000.00	\$900,000.00	\$0.00
State Grant	Florida Department of Transportation	BCC-Airport	Installation of In-line Baggage System in Ticketing A	06/03/2015	\$800,000.00	\$799,169.02	\$830.98
State Grant	Florida Department of Transportation	BCC-Airport	JPA Contract GOH28 - New airport maintenance building	10/01/2017	\$750,000.00	\$750,000.00	\$0.00
State Grant	Florida Department of Transportation	BCC-Airport	Taxiway Rehab Ph 2 FDOT Billings FDOT JPA ARN33	05/27/2015	\$388,514.00	\$388,514.00	\$0.00
State Grant	Florida Department of Transportation	BCC:Department of Environment and Infrastructure	FDOT CIGP Belcher Road and Belleair Road Intersection Design	03/21/2013	\$126,000.00	\$105,510.21	\$20,489.79
State Grant	Florida Department of Transportation	BCC:Department of Environment and Infrastructure	Total Maximum Daily Load Florida Dept of Transportation AQJ69	06/27/2014	\$50,000.00	\$44,201.28	\$5,798.72
State Grant	Florida Department of Transportation	BCC-Natural Resources Division	FDOT McKay Creek Water Quality Improvement Project JPA Grant	10/14/2014	\$200,000.00	\$200,000.00	\$0.00
State Grant	Florida Department of Transportation	BCC:Public Works Department	ATMS Alt US19 S FDOT TRIP Grant	06/22/2018	\$1,682,473.00	\$1,334,323.34	\$348,149.66
State Grant	Florida Department of Transportation	BCC:Public Works Department	ATMS FDOT CIGP Phase 3 Expansion Various Locations	10/01/2017	\$200,000.00	\$120,849.90	\$79,150.10
State Grant	Florida Department of Transportation	BCC:Public Works Department	ATMS Grant 49th St SR60 to 46th Ave N Design Only	03/22/2018	\$211,221.00	\$211,220.98	\$0.02
State Grant	Florida Department of Transportation	BCC:Public Works Department	CR 694 (Park Boulevard) and Starkey Road Intersection FDOT TRIP Grant Construction	12/31/2015	\$1,850,000.00	\$1,850,000.00	\$0.00
State Grant	Florida Department of Transportation	BCC:Public Works Department	FDOT WA5475 - Landscape Reimbursement and Maintenance Memorandum of Agreement (HLRMOA Y2017) Pinellas Bayway (SR 679) from Westshore Blvd to Yacht Club Ln	06/06/2017	\$1,000,000.00	\$997,128.81	\$2,871.19
State Grant	Florida Department of Transportation	BCC:Public Works Department	FDOT ATMS Downtown St Pete Grant	06/15/2018	\$318,000.00	\$92,645.12	\$225,354.88
State Grant	Florida Department of Transportation	BCC:Public Works Department	FDOT CIGP Grant Forest Lakes Blvd Pavement Rehabilitation - Phase II	02/02/2018	\$1,953,091.00	\$1,953,091.00	\$0.00
State Grant	Florida Department of Transportation	BCC:Public Works Department	FDOT CIGP NE Coachman Rd and Old Coachman Rd Construction	12/19/2017	\$535,823.00	\$535,823.00	\$0.00
State Grant	Florida Department of Transportation	BCC:Public Works Department	FDOT Sun Trail Network Pinellas Trail Loop Phase II	09/01/2017	\$5,700,000.00	\$2,879,112.36	\$2,820,887.64
State Grant	Florida Department of Transportation	BCC:Public Works Department	Illicit Discharge Inspection Program	08/07/2012	\$300,000.00	\$180,000.00	\$120,000.00
State Grant	Florida Department of Transportation	BCC:Public Works Department	Park Street/Starkey Road from 84th Lane N to Flamevine Avenue FDOT Grant	08/17/2015	\$2,270,709.00	\$2,270,709.00	\$0.00
State Grant	Florida Department of Transportation	BCC:Solid Waste Department	FDOT North County Household Electronics & Chemical Collection (HEC) Facility	09/30/2019			\$0.00
State Grant	Florida Department of Transportation	BCC:Traffic Division	ATMS Bryan Dairy-28th St/Alt US19 Construction FDOT TRIP Grant	04/10/2014	\$1,215,150.00	\$1,133,076.67	\$82,073.33
State Grant	Florida Department of Transportation	BCC:Traffic Division	ATMS FDOT TRIP Park Blvd Construction Grant	04/29/2014	\$1,758,450.00	\$1,758,450.00	\$0.00
State Grant	Florida Department of Transportation	BCC:Traffic Division	ATMS Gulf Blvd Design FDOT TRIP Grant	01/31/2014	\$232,384.02	\$232,384.00	\$0.02
State Grant	Florida Department of Transportation	BCC:Traffic Division	ATMS SR 580/584 Curlew Rd (SR586) FDOT TRIP Grant	10/31/2007	\$2,625,000.00	\$1,587,171.43	\$1,037,828.57
State Grant	Florida Department of Transportation	BCC:Traffic Division	ATMS SR 693 (66th St/Pasadena)-US19/Gulf Blvd Construction FDOT TRIP Grant	04/29/2014	\$2,920,350.00	\$2,687,673.71	\$232,676.29
State Grant	Florida Department of Transportation	BCC:Traffic Division	FDOT ATMS G0016 Gulf Blvd at Intracoastal Crossings Construction	05/19/2015	\$2,067,300.00	\$382,007.05	\$1,685,292.95
State Grant	Florida Department of Transportation	BCC:Traffic Division	FDOT ATMS G0017 S Belcher Druid to Park Construction	05/19/2015	\$1,277,300.00	\$1,277,300.00	\$0.00
State Grant	Florida Department of Transportation		ATMS Phase 3 Expansion Construction Grant	10/01/2019	\$806,624.00	\$27,200.00	\$779,424.00
State Grant	Florida Department of Transportation		Airport Landside Improvements FDOT JPA Billing	06/07/2016	\$1,531,591.00	\$1,531,590.99	\$0.01
State Grant	Florida Department of Transportation		Cargo Ramp Runway 9-27 Rehabilitation FDOT	09/30/2019	\$4,500,000.00	\$0.00	\$4,500,000.00
State Grant	Florida Department of Transportation		Environmental Assessment Airco for Construction of new Taxiways and Roads	03/27/2017	\$100,000.00	\$100,000.00	\$0.00
State Grant	Florida Department of Transportation		FDOT GOV04 Custom and Border Protection Improvements	06/25/2018	\$800,000.00	\$800,000.00	\$0.00
State Grant	Florida Department of Transportation		JPA Supplemental #3 Contract ARN35	10/01/2017	\$90,017.34	\$0.00	\$90,017.34
State Grant	Florida Department of Transportation		Replace Pax Exit Portal Gates 7-11	05/04/2020	\$400,000.00	\$12,577.60	\$387,422.40
State Grant	<b>Florida Department of Transportation Total</b>				<b>\$40,087,580.36</b>	<b>\$27,564,963.73</b>	<b>\$12,522,616.63</b>
State Grant	Florida Fish and Wildlife Conservation Commission	BCC:Environmental Management Division	State of Florida - Derelict Vessel Removal Grant Program	05/01/2020	\$11,825.00	\$11,825.00	\$0.00
State Grant	<b>Florida Fish and Wildlife Conservation Commission Total</b>				<b>\$11,825.00</b>	<b>\$11,825.00</b>	<b>\$0.00</b>

Type of Grant	Grantor	Department/Division Name	Project Name	Funding Start Date	Funding Amount (Initial + Additional)	Expended as of June 30	Remaining Balance as of June 30
State Grant	Florida Housing Finance Corporation		CD-SHIP Billable 18/19	07/01/2018	\$692,931.00	\$692,931.00	\$0.00
State Grant	Florida Housing Finance Corporation		CD-SHIP Billable 19/20	07/01/2019	\$886,355.00	\$886,355.00	\$0.00
State Grant	<b>Florida Housing Finance Corporation Total</b>				<b>\$1,579,286.00</b>	<b>\$1,579,286.00</b>	<b>\$0.00</b>
State Grant	Florida Sports Foundation	BCC:Convention and Visitors Bureau	2019 UIOM Biathlon Triathlon World Championship	10/23/2019	\$5,000.00	\$0.00	\$5,000.00
State Grant	Florida Sports Foundation	BCC:Convention and Visitors Bureau	USA Softball Gold National Championship 2017	05/18/2017	\$40,000.00	\$40,000.00	\$0.00
State Grant	Florida Sports Foundation	BCC:Convention and Visitors Bureau	WBSC Jr. Women's Softball World Championship	10/01/2016	\$28,000.00	\$14,000.00	\$14,000.00
State Grant	<b>Florida Sports Foundation Total</b>				<b>\$73,000.00</b>	<b>\$54,000.00</b>	<b>\$19,000.00</b>
State Grant	Florida Tourism Industry Marketing Corporation, Inc. DBA Visit Florida	BCC:Convention and Visitors Bureau	Visit Florida Tourism Recovery Grant Program for Red Tide 2019	04/03/2019	\$83,624.00	\$83,624.00	\$0.00
State Grant	<b>Florida Tourism Industry Marketing Corporation, Inc. DBA Visit Florida Total</b>				<b>\$83,624.00</b>	<b>\$83,624.00</b>	<b>\$0.00</b>
State Grant	Office of the Attorney General	Sheriff Department	Crime Stoppers 2018 - CRST2018 PCB00024	07/01/2018	\$211,230.00	\$180,563.98	\$30,666.02
State Grant	Office of the Attorney General	Sheriff Department	Crime Stoppers of Pinellas 2020 - CRST2020	07/01/2020	\$206,720.00	\$122,734.23	\$83,985.77
State Grant	Office of the Attorney General	Sheriff Department	Crime Stoppers#CRST-2019 Pinellas County Board 00023	07/01/2019	\$221,160.00	\$177,684.12	\$43,475.88
State Grant	Office of the Attorney General		Crime Stoppers of Pinellas County 2017	07/01/2017	\$239,610.00	\$199,007.49	\$40,602.51
State Grant	<b>Office of the Attorney General Total</b>				<b>\$678,720.00</b>	<b>\$679,989.82</b>	<b>\$198,730.18</b>
State Grant	Office of the State Courts Administrator	BCC:HS Justice Coordination Section	Adult Post-Adjudicatory Drug Court Expansion Operations in Pinellas County, Florida-FY 17/18	07/01/2017	\$599,928.00	\$587,528.18	\$12,399.82
State Grant	Office of the State Courts Administrator	BCC:HS Justice Coordination Section	Adult Post-Adjudicatory Drug Court Expansion Operations in Pinellas County, Florida-FY 18-19	07/01/2018	\$599,928.00	\$536,091.51	\$63,836.49
State Grant	Office of the State Courts Administrator	BCC:HS Justice Coordination Section	Adult Post-Adjudicatory Drug Court Expansion Operations in Pinellas County, Florida-FY 19/20	07/01/2019	\$599,928.00	\$591,722.82	\$8,205.18
State Grant	Office of the State Courts Administrator	BCC:HS Justice Coordination Section	Adult Post-Adjudicatory Drug Court Expansion Operations in Pinellas County, Florida-FY 20/21	07/01/2020	\$599,928.00	\$272,695.16	\$327,232.84
State Grant	Office of the State Courts Administrator	BCC:HS Justice Coordination Section	Adult Post-Adjudicatory Drug Court Expansion Operations in Pinellas County, Florida-FY 21/22	07/01/2021			\$0.00
State Grant	<b>Office of the State Courts Administrator Total</b>				<b>\$2,399,712.00</b>	<b>\$1,988,037.67</b>	<b>\$411,674.33</b>
State Grant	Southwest Florida Water Management	BCC:Parks and Conservation Resources Department	FDEP-SWFWMD Water Management Districts-Land Acquisition & Improvement	10/01/2019	\$81,371.00	\$80,496.36	\$874.64
State Grant	Southwest Florida Water Management	BCC:Parks and Conservation Resources Department	SWFWMD Mobbly Bayou Restoration Grant	06/30/2014	\$1,100,000.00	\$22,335.89	\$1,077,664.11
State Grant	<b>Southwest Florida Water Management Total</b>				<b>\$1,181,371.00</b>	<b>\$102,832.25</b>	<b>\$1,078,538.75</b>
State Grant	State of Florida Department of Children & Families	BCC:HS Justice Coordination Section	DCF CIMHSA Reinvestment Grant	07/01/2020	\$1,200,000.00	\$300,000.00	\$900,000.00
State Grant	State of Florida Department of Children & Families	BCC:HS Justice Coordination Section	Pinellas County Recovery Project	02/01/2017	\$1,200,000.00	\$1,130,400.86	\$69,599.14
State Grant	<b>State of Florida Department of Children &amp; Families Total</b>				<b>\$2,400,000.00</b>	<b>\$1,430,400.86</b>	<b>\$969,599.14</b>
State Grant	State of Florida Division of Emergency Management	BCC:Emergency Management	Emergency Management Preparedness & Assistance- EMPA FY19 19-BG-21-08-62-01-052	07/01/2018	\$105,806.00	\$105,806.00	\$0.00
State Grant	State of Florida Division of Emergency Management	BCC:Emergency Management	Emergency Management Preparedness & Assistance- EMPA FY20 A0042	07/01/2019	\$105,806.00	\$105,806.00	\$0.00
State Grant	State of Florida Division of Emergency Management	BCC:Emergency Management	Emergency Management Preparedness Assistance Grant FY21	07/01/2020	\$105,806.00	\$65,300.18	\$40,505.82
State Grant	State of Florida Division of Emergency Management	BCC:Emergency Management	Hazardous Material - EPCRA FY19 19-CP-11-08-62-01-139	07/01/2018	\$16,130.00	\$16,130.00	\$0.00
State Grant	State of Florida Division of Emergency Management	BCC:Emergency Management	Hazardous Material - EPCRA FY20	07/01/2019	\$16,528.00	\$16,528.00	\$0.00
State Grant	State of Florida Division of Emergency Management	BCC:Emergency Management	Hazardous Material - EPCRA FY21	07/01/2020	\$16,578.00	\$6,631.20	\$9,946.80
State Grant	State of Florida Division of Emergency Management	BCC:Emergency Management	Shelter Retrofit Palm Harbor Activity Center	12/01/2020	\$27,500.00	\$0.00	\$27,500.00
State Grant	State of Florida Division of Emergency Management		General Fund 0001 Reimbursement from TS Debbie (Billing Events) FEMA-4068-DR-FL	10/22/2012	\$10,000.00	\$9,815.01	\$184.99
State Grant	<b>State of Florida Division of Emergency Management Total</b>				<b>\$404,154.00</b>	<b>\$326,016.39</b>	<b>\$78,137.61</b>
State Grant	State of Florida E911 Board	BCC:Department of Safety and Emergency Services	Vesta 911 Refresh of Regional 911 (R911) Host A & B	07/19/2019	\$658,916.00	\$0.00	\$658,916.00
State Grant	State of Florida E911 Board		COVID-19 Florida E911 Board Special Disbursement	05/26/2020	\$84,000.00	\$0.00	\$84,000.00
State Grant	<b>State of Florida E911 Board Total</b>				<b>\$742,916.00</b>	<b>\$0.00</b>	<b>\$742,916.00</b>
<b>State Grant Total</b>					<b>\$84,278,121.80</b>	<b>\$61,390,096.89</b>	<b>\$22,888,024.91</b>
<b>Grand Total</b>					<b>\$330,612,150.49</b>	<b>\$240,100,392.81</b>	<b>\$90,511,757.68</b>

## GLOSSARY

**ACCELA CIVIC PLATFORM** - The Accela Civic Platform enables the County to develop, maintain and regulate a comprehensive, manageable and sustainable land use plan, which serves to protect and enhance economic growth, land development, transportation impacts, property values, life safety, construction, and ordinance enforcement. This tool allows the County to better serve its customers and the public by creating a central data repository that functions as an enterprise wide source of land management information. This central database allows the County's customers to access parcel specific information and obtain a wide range of project/permit/case history.

**AD VALOREM TAX** - A tax levied in proportion to the value of the property against which it is levied.

**ADOPTED BUDGET** - The financial plan for the fiscal year beginning October 1, required by law to be approved by the Board of County Commissioners at the second of two public hearings.

**ANNUAL MARKET SURVEY OR MARKET SURVEY** - Each year the Unified Personnel System (UPS), utilizes a rigorous method for collecting, analyzing, and reporting labor market data to ensure that the County's pay administration practices and salaries are reflective of changes occurring in the labor market. The annual market survey report draws upon a comprehensive array of data collected from numerous reputable salary data sources and wage growth indices representing both private and public sector industries. The UPS uses this data to examine trends affecting: salary increase budgets, pay structure adjustments, wage growth, and variations in the cost of labor, and to formulate recommendations for the County's compensation and pay range adjustments for the next fiscal year.

**APPROPRIATION** - The legal authorization granted by a legislative body to make expenditures and to incur obligations for specific purposes. An appropriation is usually limited in the amount and as to the time when it may be expended. It is the act of appropriation that funds the budget.

**ASSESSED VALUE** - A valuation set upon real estate or other property by a government as basis for levying taxes. Taxable value is then calculated based on the assessed value. The assessed value is set by the County Property Appraiser, an independent elected official. *See also* Taxable Value

**BOARD OF COUNTY COMMISSIONERS (BCC)** - The Board of County Commissioners is the seven member legislative and governing body for Pinellas County.

**BOND** - Written evidence of the issuer's obligation to repay a specified principal amount on a certain date (maturity date), together with interest at a stated rate, or according to a formula for determining that rate.

**BUDGET** - A financial plan containing an estimate of proposed revenues and expenditures for a given period (typically a fiscal year).

**BUDGET AMENDMENT** - A change to the adopted budget that does not increase or decrease the total amount of appropriations in a fund. The change must be approved by the BCC, although authority for some changes (e.g., within a department) has been delegated to the County Administrator. *See also* Budget Supplement.

**BUDGET CALENDAR** - Schedule of key dates in adopting and executing the annual County budget.

**BUDGET HEARINGS** - Public hearings conducted by the BCC to consider and adopt the County budget as required by Florida Statutes.

**BUDGET SUPPLEMENT** - A change to the adopted budget that increases the total amount of appropriations in a fund. The change must be approved by the BCC, generally in a resolution. *See also* Budget Amendment.

**CAPITAL BUDGET** - The financial plan of capital project expenditures for the fiscal year beginning October 1. It incorporates anticipated revenues and appropriations included in the first year of the six year Capital Improvements Program (CIP), and any anticipated unspent appropriation balances from the previous fiscal year. The Capital Budget is adopted by the Board of County Commissioners as a part of the annual County Budget.

**CAPITAL IMPROVEMENT PROGRAM (CIP)** - A proposed plan, covering each year of a fixed period of years, for financing long-term work projects that lead to the physical development of the County.

**CAPITAL OUTLAY OR CAPITAL EQUIPMENT** - Items such as office furniture, fleet equipment, data processing equipment, and other operating equipment with a unit cost greater than a prescribed amount. The capital outlay threshold is defined as \$1,000 by the State of Florida.

**CAPITAL PROJECT** - An improvement or acquisition of major facilities, roads, bridges, buildings, or land with a useful life of at least five years and a projected cost of \$50,000 or more.

**CHARGE FOR SERVICES** - Charges for a specific governmental service which cover all or part of the cost of providing that service to the user (e.g., building permits, animal licenses, park fees).

**CONSTITUTIONAL OFFICERS** - Persons elected to administer a specific function of County government and are directly accountable to the public for its proper operation. Constitutional Officers include the Clerk of the Circuit Court, the Property Appraiser, the Sheriff, the Supervisor of Elections, and the Tax Collector.

**CONTINGENCY** - Sometimes referred to as "Rainy Day Funds," these Reserves are set aside for emergency or unanticipated events during the fiscal year. *See also* Reserves.

**COST CENTER** - A budgeting entity which encompasses object level accounts (appropriations) that are used to monitor organization or program level expenditures.

**DEBT SERVICE** - The dollars required to repay funds borrowed by means of an issuance of bonds or a bank loan. The components of the debt service payment typically include an amount to retire a portion of the principal amount borrowed (i.e., amortization), as well as interest on the remaining outstanding unpaid principal balance.

**DEBT SERVICE FUND** - An account into which the issuer makes periodic deposits to assure the timely availability of sufficient monies for the payment of debt service requirements (i.e., principal and interest). The revenues to be deposited into the debt service fund and payments there from are determined by terms of the bond covenants.

**DEPARTMENT** - Organizational unit that is responsible for carrying out specific governmental functions or services, such as Emergency Management.

**DEPENDENT SPECIAL DISTRICT** - A special district, whose governing body or whose budget is established by the governing body of the County or municipality to which it is dependent.

**DESIGNATED FUNDS** - Funds that are set apart for a specific purpose to fund ongoing or one-time expenditures. Examples are bond proceeds, reserves for fund balance, reserve for contingencies ("Rainy Day Fund") and "pay-as-you-go" reserves for future facility renewal & replacement found mostly in the Enterprise Funds.

**ELECTED OFFICIALS** - Elected Officials include the Board of County Commissioners, the Judiciary, the State Attorney, the Public Defender, and five Constitutional Officers: the Clerk of the Circuit Court, the Property Appraiser, the Sheriff, the Supervisor of Elections, and the Tax Collector.

**ENTERPRISE ASSET MANAGEMENT GEOGRAPHIC INFORMATION SYSTEM (GIS)** - Geographical technology that manages, analyzes, layers, and disseminates information about facilities, equipment, and natural resources as part of the many data sets needed to support and integrate our county resources and operations.

**ENTERPRISE FUND** - A fund used to account for operations that are financed and operated in a manner similar to private business enterprises, where the intent of the governing body is that the costs (expenses, including depreciation) of providing goods or services to the general public on a continuing basis be financed or recovered primarily through user charges.

**EXPENDITURE** - The use of funds financial resources for the cost of goods received or services rendered.

**FIRE PROTECTION DISTRICT** - A designated area in the County where ad valorem revenues are collected from property owners and distributed to local cities and other agencies to finance fire suppression services to the area.

**FISCAL YEAR** - A twelve-month period of time to which the annual budget applies. At the end of this time, a governmental unit determines its financial position and the results of its operations. The Pinellas County fiscal year begins on October 1 and ends on September 30 of the subsequent calendar year. Fiscal Years are generally referred to by the year in which they end; therefore, FY19 is the year ending September 30, 2019.

**FULL-TIME EQUIVALENT (FTE)** - Full-time equivalent positions listed in the budget documents equal the number of full-time positions (see following definition) plus the number of employees on part-time or seasonal schedules converted to a full-time basis. For example, if the standard work week is 40 hours, a position authorized for 20 hours a week would equal 0.5 FTE.

**FULL-TIME POSITION** - An authorization to employ a staff member for an entire year. In most cases, this consists of 40 hours per week for 52 weeks, or 2,080 hours per year.

**FUND** - An accounting entity with a complete set of self-balancing accounts established to account for finances of a specific function or activity. The resources and uses are segregated from other resources and uses for the purpose of carrying on specific activities or attaining specific objectives in accordance with special regulations, restrictions, or limitations.

**FUND BALANCE** - Within a fund, the resources on hand at the beginning of the fiscal year, plus revenues received during the year, less expenses, equals ending fund balance. The **Ending Fund Balance** of one fiscal year becomes the **Beginning Fund Balance** in the next fiscal year.

**FUNDING SOURCES** - The type or origination of funds to finance ongoing or one-time expenditures. Examples are ad valorem taxes, user fees, licenses, permits, and grants.

**GENERAL FUND** - This fund accounts for all financial transactions except those required to be accounted for in other funds. The fund's resources, ad valorem taxes, and other revenues provide services or benefits to all residents of Pinellas County. Revenues and expenditures for the Countywide Municipal Services Taxing Unit (MSTU) are also included in the General Fund.

**GOVERNMENT ACCOUNTING STANDARDS BOARD (GASB)** - An independent, private-sector, not-for-profit organization that establishes and improves standards of state and local governmental accounting and financial reporting. The federal government does not fund GASB, and its standards are not federal laws or rules. The GASB does not have enforcement authority to require governments to comply with its standards. However, Section 218.39(2) Florida Statutes requires the County to submit audited financial statements following rules established by the State Auditor General. The Auditor General's rules include generally accepted accounting principles (GAAP) compliance, and designate GASB standards as GAAP.

**GASB 34** - A Statement issued by the Governmental Accounting Standards Board in 1999. A significant provision of this standard includes the preparation of government-wide financial statements that summarize the information of the government as a whole using the accrual basis of accounting (in addition to the continuing requirements for fund financial statements using the modified accrual basis of accounting). The County has selected the "modified approach" for the accounting of these assets. Under the "modified approach," the County records infrastructure assets at estimated original cost, but does not record depreciation against these assets. Instead of recording depreciation, the County is committed to incur the maintenance expenses necessary to preserve its infrastructure assets at specified levels of condition. Infrastructure assets such as streets, bridges, and sidewalks are also to be included in the government-wide financial statements. There are also expanded disclosure requirements.

**GASB 45** - A Statement issued by the Governmental Accounting Standards Board in 2004. This standard addresses accounting and financial reporting for post-employment benefits other than pensions.

**GASB 54** - A Statement issued by the Governmental Accounting Standards Board in 2009. This standard redefined how Reserves (Fund Balances) are to be reported, and changed the definition of Special Revenue funds and other fund types.



**GOVERNMENTAL FUNDS** - Funds generally used to account for “governmental” activities that are not fully supported by charges for the services received. Pinellas’ governmental funds include the General Fund, Special Revenue funds, Debt Service funds, and Capital Projects funds.

**GRANTS & AIDS** - Contributions of assets (usually cash) for a specified purpose from one governmental unit or other organization to another.

**HOMESTEAD EXEMPTION** - Floridians are currently eligible for up to two constitutional benefits of \$25,000 to reduce the assessed value of their permanent residence (See Assessed Value).

**INDEPENDENT AGENCIES** - A variety of agencies, councils, and other organizational entities responsible for administering public policy functions independently of the Constitutional Officers and County Administrator. These entities are subject to Board of County Commissioner appropriation, but operate under the purview of a legislative/policy making body other than the Board of County Commissioners.

**INFRASTRUCTURE** - Infrastructure is a permanent installation such as a building, road, or water transmission system that provides public services.

**INTERFUND TRANSFERS** - See Transfers.

**INTERGOVERNMENTAL REVENUE** - Revenue collected by one government and distributed (usually through some predetermined formula) to another government.

**INTERNAL SERVICE FUND** - A fund established to finance and account for services and commodities furnished by one department to other departments on a cost reimbursement basis.

**LEVY** - To impose taxes, special assessments, or service charges for the support of County activities.

**LINE ITEM** - A specific sub-category of expenditure which is identified within an object category of a cost center for the purpose of providing additional detailed justification (e.g., Fuel).

**MANDATE** - A requirement imposed by a legal act of the federal, state, or local government.

**MILLAGE RATE** - A rate applied to a property's taxable value to determine property tax due. As used with ad valorem (property) taxes, the rate expresses the dollars of tax per one thousand dollars of taxable value (i.e., a 5 mill tax on \$1,000 equals \$5.00).

**MISSION STATEMENT** - A broad statement of purpose which is derived from an organization’s and/or community’s values and goals.

**MUNICIPAL SERVICES TAXING UNIT (MSTU)** - A special district authorized by the State Constitution Article VII and Florida Statutes 125.01. The MSTU is the legal and financial mechanism for providing specific services and/or improvements to a defined geographical area. An MSTU may levy ad valorem taxes without a referendum. An MSTU may also use assessments, service charges, or other revenue to provide its sources of income. In Pinellas County, the MSTU includes all of the unincorporated areas of the County.

**OBJECT OR OBJECT CATEGORY** - An expenditure classification, such as Personal Services, defined by the State Uniform Chart of Accounts for accounting and budgeting purposes. The Object Category is the level of budgetary control for the Pinellas County Operating Budget. Within certain defined limits, departments have the flexibility to expend dollars within a cost center’s object category total without amending their budget.

**OPERATING BUDGET** - The operating budget includes appropriations for recurring and certain one-time expenditures that will be consumed in a fixed period of time to provide for day-to-day operations (e.g., salaries and related benefits, operating supplies, contractual services, and equipment).

**OPERATING EXPENSES** - Services provided to the County by private firms or other County departments (e.g., utilities, maintenance, legal services). Also includes purchase of materials and supplies (other than Capital Outlay).

**PENNY FOR PINELLAS** - The one-cent Local Option Sales Surtax for infrastructure was originally approved for a ten-year period by the voters of Pinellas County in 1989. The Penny has been extended for three additional ten-year periods, through 2030, by a 1997 referendum, a 2007 referendum and a 2017 referendum.

**PERFORMANCE MEASUREMENT** - A process of systematically collecting data about an organization's efficiency and effectiveness in delivering a program or service.

**PERMANENT POSITIONS** - Full-time staff positions listed in the budget. Permanent positions do not include part-time or seasonal positions. Partially funded full-time positions are included.

**PERSONAL SERVICES** - Expenses for salaries, wages, and related employee benefits provided for all persons, whether full-time, part-time, temporary, or seasonal.

**PROPERTY TAX** - See Ad Valorem Tax

**PROPRIETARY FUND** - Funds that are used to account for "business-like" activities that are supported by charges for the services received. Pinellas has two types of proprietary funds: Enterprise funds and Internal Service funds.

**PRO-RATE** - A budgetary convention (used in Community Development and Fire Administration) that allows for centralized departmental services to be budgeted in one cost center, with the actual costs being allocated to the specific users of the service in other cost centers. This is technically accomplished by appropriating a negative amount for the total central departmental service. An allocation of the central service's total appropriation is then budgeted in each of the user cost centers, thereby reflecting the total cost to that particular function.

**RESERVES** - Included in this category are funds required to meet both anticipated and unanticipated needs; the balance of anticipated earmarked revenues not required for operation in the budget year; those required to be set aside by bond covenants; and accumulated funds set aside to finance capital construction on a pay-as-you-go basis. See also Contingency.

**REVENUE** - The amount estimated to be received from taxes, fees, permits, or other sources during a fiscal year.

**REVISED BUDGET** - The current year adopted budget adjusted to reflect all budget amendments and supplements approved by the Board of County Commissioners. In the FY19 budget documents, the Revised FY18 Budget includes changes through May 31, 2018.

**ROLLED-BACK RATE** - As specified by the Truth in Millage (TRIM) Law, the "rolled-back rate" is that millage rate which, when applied to the total amount of taxable value of property (excluding new construction), would produce the same amount of tax dollars as the previous year.

**SCHOOL DISTRICT** - The Pinellas County School District is an independent taxing authority which encompasses the same geographic area as Pinellas County. The District is governed by an independently elected School Board.

**SPECIAL ASSESSMENT FUND** - A fund used to account for the financing of public improvements or services deemed to benefit the properties against which special assessments are levied.

**SPECIAL REVENUE FUND** - A fund used to account for the proceeds of specific revenue sources (other than expendable trusts or major capital projects) that are legally restricted to expenditures for specified purposes.

**STATUTE** - A written law enacted by a duly organized and constituted legislative body.

**SUPPLEMENTAL APPROPRIATION** - See Budget Supplement.

**SUPPORT FUNDING** - Support funding is provided by the Board of County Commissioners for those activities for which costs do not apply solely to any specific county department's function, but are either applicable to the operation of county government as a whole, or are provided for the public good.

**SWFWMD or Swiftmud** - The Southwest Florida Water Management District, an independent taxing authority which encompasses the geographic area of Pinellas and several other counties.

**TAXES** - Compulsory charges levied by a government for the purpose of financing services performed for the common benefit.

**TAXABLE VALUE** - The assessed value of property minus any authorized exemptions (e.g. agricultural, homestead exemption). This value is used to determine the amount of property (ad valorem) tax to be levied. *See also* Assessed Value.

**TIF** - An acronym which, depending on the context, refers to either *Transportation Impact Fees* or *Tax Increment Financing*.

**TRANSFERS** - Because of legal or other restrictions, monies collected in one fund may need to be expended in other funds. This is accomplished through Transfer-In (a source of funds) for the recipient fund and an equal Transfer-Out (a use of funds) for the donor fund. When this movement occurs between different funds, it is known as an **Interfund Transfer**.

**TRUTH IN MILLAGE LAW (TRIM)** - A 1980 Florida Law which provides specific requirements for local government budget and millage rate approval, including dates, times, and content of public hearings. The law was intended to keep the public informed about the taxing intentions of the various local taxing authorities.

**UNIFIED PERSONNEL SYSTEM (UPS)** - A program of public personnel administration for its members. The UPS was established in 1975 by a special legislative act to provide equal employment opportunities, efficiency, and economy in County employment practices. The UPS is composed of 11 different members or Appointing Authorities, including most of the Constitutional Officers with the exception of the Sheriff, who maintains an independent personnel system.

**UNINCORPORATED AREA** - That portion of the County which is not within the boundaries of any municipality. *See also* **Municipal Services Taxing Unit**

**WORKLOAD MEASURE** - An indicator of the amount of resources used to produce a service or program (input) or the amount of work completed or effort expended (output).

# Pinellas County - Inset Location & Map

